

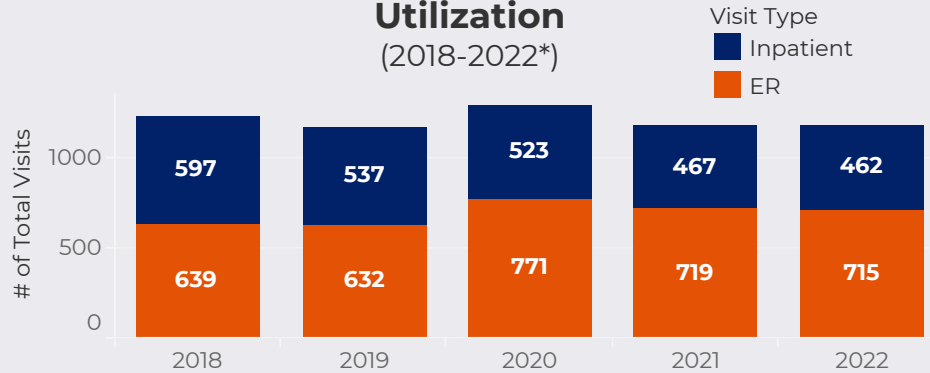
# Central Region (LPHA Reporting Group F) Drug Overdose Fact Sheet

**115**  
**FATAL**  
drug overdoses in 2022  
▼ 4% from 2021

## Nonfatal Trends

Figure 1: Total drug overdose-related hospital visits have remained relatively steady in LPHA Reporting Group F. Since 2018, inpatient drug overdose-related visits have decreased by 23%, and ER visits have increased by 12%.

**Figure 1. Nonfatal All Drug Overdose Health Care Utilization (2018-2022\*)**

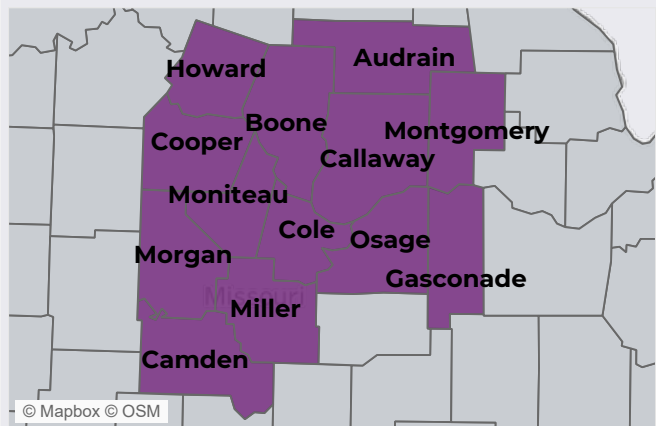


## Regional Fatal Trends

The following visualizations depict trends within LPHA Reporting Group, F.

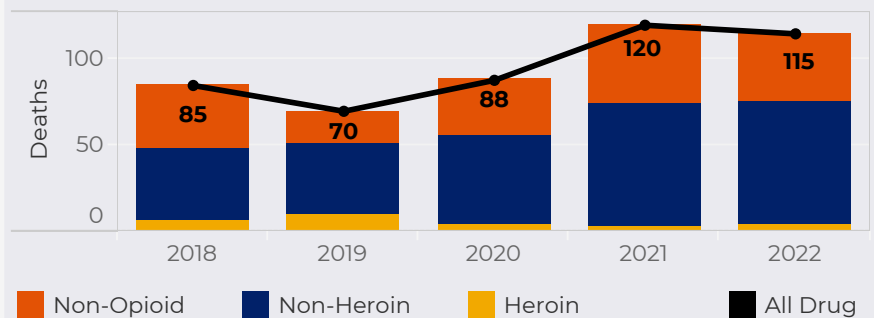
Figure 2: In 2021, LPHA Reporting Group F experienced their deadliest year with 120 drug overdose deaths, which was the highest total in the last five years. Non-Heroin opioids, like Fentanyl, were the cause of the majority of fatal drug overdoses over the years, increasing from 48% of all overdoses in 2018 to 59% in 2022.

Figure 3: From 2018 to 2022, most overdose deaths occurred within the 35 to 54 age group with the 15 to 34 age group only a few percentage points behind.



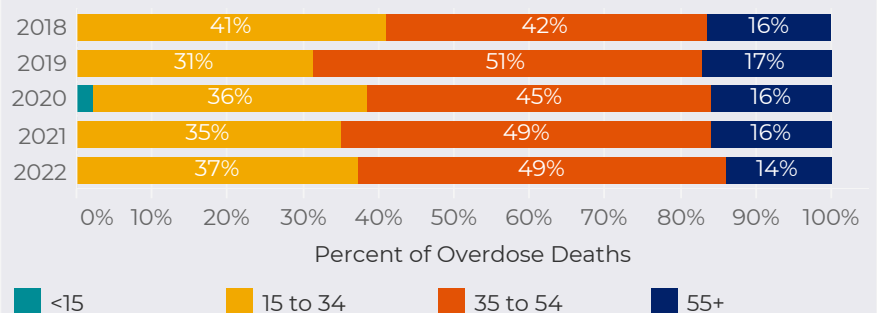
**Figure 2. Fatal Drug Overdoses by Type**

For LPHA Reporting Regions F (2018-2022)



**Figure 3. Fatal Drug Overdoses by Age Group**

For LPHA Reporting Regions F (2018-2022)



Sources: Nonfatal data available from the Missouri Patient Abstract System. Fatal data available from the Missouri Vital Statistics Death File.

\* Nonfatal 2022 data is provisional and subject to change.