

MISSOURI AGING PROFILE ADAIR COUNTY

Life Expectancy

77.3

Adults 65+

3,760

Percentage 65+

15%

65+ Below Poverty Level

425



Housing Costs Greater Than 30% of Income

506



Without a Vehicle

247



At Risk of Social Isolation

26%



Injuries from Falls

192

Social and Economic Characteristics of Older Adults

Characteristic	Number of Residents
Number of individuals in the workforce	459
Grandparents responsible for grandchildren under age 18 (no age range)	37
Limited English capability	19
Living in a skilled nursing facility (no age range)	194
Has difficulty living independently	383

Data compiled from most recently available years. Unless otherwise noted, all data is for adults 65+.

[Data sources.](#)

Veterans 65+
519



AGING WITH DIGNITY
Missouri's Master Plan on Aging

Bureau of Senior Programs
P.O. Box 570
Jefferson City, MO 65102
573.526.4542
Health.Mo.Gov/aging

MISSOURI AGING PROFILE

ANDREW COUNTY



Life Expectancy

79.1

Adults 65+

3,598

Percentage 65+

20%

65+ Below Poverty Level

379



Housing Costs Greater Than 30% of Income

583



Without a Vehicle

130



At Risk of Social Isolation

55%




Injuries from Falls

106

Social and Economic Characteristics of Older Adults	
Characteristic	Number of Residents
Number of individuals in the workforce	575
Grandparents responsible for grandchildren under age 18 (no age range)	242
Limited English capability	0
Living in a skilled nursing facility (no age range)	129
Has difficulty living independently	388

Data compiled from most recently available years. Unless otherwise noted, all data is for adults 65+.

[Data sources.](#)



Veterans 65+

515



AGING WITH DIGNITY
Missouri's Master Plan on Aging

Bureau of Senior Programs
P.O. Box 570
Jefferson City, MO 65102
573.526.4542
Health.Mo.Gov/aging

MISSOURI AGING PROFILE

ATCHISON COUNTY



Life Expectancy

76.6

Adults 65+

1,335

Percentage 65+

25%

65+ Below Poverty Level

117



Housing Costs Greater Than 30% of Income

204



Without a Vehicle

46



At Risk of Social Isolation

82%



Injuries from Falls

65

Social and Economic Characteristics of Older Adults

Characteristic	Number of Residents
Number of individuals in the workforce	292
Grandparents responsible for grandchildren under age 18 (no age range)	109
Limited English capability	0
Living in a skilled nursing facility (no age range)	68
Has difficulty living independently	190

Data compiled from most recently available years. Unless otherwise noted, all data is for adults 65+.

[Data sources.](#)



Veterans 65+

250



AGING WITH DIGNITY
Missouri's Master Plan on Aging

Bureau of Senior Programs
P.O. Box 570
Jefferson City, MO 65102
573.526.4542
Health.Mo.Gov/aging

MISSOURI AGING PROFILE

AUDRAIN COUNTY

Life Expectancy

75.2



Adults 65+

4,469

Percentage 65+

18%

65+ Below Poverty Level

467



Housing Costs Greater Than 30% of Income

467



Without a Vehicle

183



At Risk of Social Isolation

33%



Injuries from Falls

312

Social and Economic Characteristics of Older Adults

Characteristic	Number of Residents
Number of individuals in the workforce	894
Grandparents responsible for grandchildren under age 18 (no age range)	173
Limited English capability	0
Living in a skilled nursing facility (no age range)	225
Has difficulty living independently	616

Data compiled from most recently available years. Unless otherwise noted, all data is for adults 65+.

[Data sources.](#)



Veterans 65+

778



AGING WITH DIGNITY
Missouri's Master Plan on Aging

Bureau of Senior Programs
P.O. Box 570
Jefferson City, MO 65102
573.526.4542
Health.Mo.Gov/aging

MISSOURI AGING PROFILE BARRY COUNTY

Life Expectancy

76



Adults 65+

7,613

Percentage 65+

22%

65+ Below Poverty Level

739



Housing Costs Greater Than 30% of Income

985



Without a Vehicle

180



At Risk of Social Isolation

43%



Injuries from Falls

347

Social and Economic Characteristics of Older Adults	
Characteristic	Number of Residents
Number of individuals in the workforce	1,549
Grandparents responsible for grandchildren under age 18 (no age range)	493
Limited English capability	118
Living in a skilled nursing facility (no age range)	192
Has difficulty living independently	736

Data compiled from most recently available years. Unless otherwise noted, all data is for adults 65+.

[Data sources.](#)



Veterans 65+
1,564



AGING WITH DIGNITY
Missouri's Master Plan on Aging

Bureau of Senior Programs
P.O. Box 570
Jefferson City, MO 65102
573.526.4542
Health.Mo.Gov/aging

MISSOURI AGING PROFILE

BARTON COUNTY

Life Expectancy

78.2



Adults 65+

2,406

Percentage 65+

21%

65+ Below Poverty Level

425



Housing Costs Greater Than 30% of Income

422



Without a Vehicle

128



At Risk of Social Isolation

60%



Injuries from Falls

205

Social and Economic Characteristics of Older Adults	
Characteristic	Number of Residents
Number of individuals in the workforce	403
Grandparents responsible for grandchildren under age 18 (no age range)	91
Limited English capability	19
Living in a skilled nursing facility (no age range)	0
Has difficulty living independently	394

Data compiled from most recently available years. Unless otherwise noted, all data is for adults 65+.

[Data sources.](#)



Veterans 65+

304



AGING WITH DIGNITY
Missouri's Master Plan on Aging

Bureau of Senior Programs
P.O. Box 570
Jefferson City, MO 65102
573.526.4542
Health.Mo.Gov/aging

MISSOURI AGING PROFILE BATES COUNTY

Life Expectancy

76.2



Adults 65+

3,054

Percentage 65+

19%

65+ Below Poverty Level

336



Housing Costs Greater Than 30% of Income

418



Without a Vehicle

222



At Risk of Social Isolation

43%



Injuries from Falls

217

Social and Economic Characteristics of Older Adults	
Characteristic	Number of Residents
Number of individuals in the workforce	493
Grandparents responsible for grandchildren under age 18 (no age range)	121
Limited English capability	2
Living in a skilled nursing facility (no age range)	150
Has difficulty living independently	452

Data compiled from most recently available years. Unless otherwise noted, all data is for adults 65+.

[Data sources.](#)



Veterans 65+
463



AGING WITH DIGNITY
Missouri's Master Plan on Aging

Bureau of Senior Programs
P.O. Box 570
Jefferson City, MO 65102
573.526.4542
Health.Mo.Gov/aging

MISSOURI AGING PROFILE

BENTON COUNTY

Life Expectancy

75.2



Adults 65+

6,027

Percentage 65+

31%

65+ Below Poverty Level

534



Housing Costs Greater Than 30% of Income

843



Without a Vehicle

273



At Risk of Social Isolation

86%



Injuries from Falls

202

Social and Economic Characteristics of Older Adults	
Characteristic	Number of Residents
Number of individuals in the workforce	788
Grandparents responsible for grandchildren under age 18 (no age range)	233
Limited English capability	24
Living in a skilled nursing facility (no age range)	173
Has difficulty living independently	741

Data compiled from most recently available years. Unless otherwise noted, all data is for adults 65+.

[Data sources.](#)



Veterans 65+
1,133



AGING WITH DIGNITY
Missouri's Master Plan on Aging

Bureau of Senior Programs
P.O. Box 570
Jefferson City, MO 65102
573.526.4542
Health.Mo.Gov/aging

MISSOURI AGING PROFILE

BOLLINGER COUNTY

Life Expectancy

76.9



Adults 65+

2,181

Percentage 65+

21%

65+ Below Poverty Level

154



Housing Costs Greater Than 30% of Income

227



Without a Vehicle

57



At Risk of Social Isolation

56%



Injuries from Falls

74

Social and Economic Characteristics of Older Adults

Characteristic	Number of Residents
Number of individuals in the workforce	340
Grandparents responsible for grandchildren under age 18 (no age range)	214
Limited English capability	8
Living in a skilled nursing facility (no age range)	84
Has difficulty living independently	335

Data compiled from most recently available years. Unless otherwise noted, all data is for adults 65+.

[Data sources.](#)



Veterans 65+

479



AGING WITH DIGNITY
Missouri's Master Plan on Aging

Bureau of Senior Programs
P.O. Box 570
Jefferson City, MO 65102
573.526.4542
Health.Mo.Gov/aging

MISSOURI AGING PROFILE BOONE COUNTY



Life Expectancy

79

Adults 65+

23,766

Percentage 65+

13%

65+ Below Poverty Level

1,738



Housing Costs Greater Than 30% of Income

3,794



Without a Vehicle

1,486



At Risk of Social Isolation

12%



Injuries from Falls


901

Social and Economic Characteristics of Older Adults

Characteristic	Number of Residents
Number of individuals in the workforce	4,371
Grandparents responsible for grandchildren under age 18 (no age range)	1,130
Limited English capability	417
Living in a skilled nursing facility (no age range)	924
Has difficulty living independently	2,589

Data compiled from most recently available years. Unless otherwise noted, all data is for adults 65+.

[Data sources.](#)



Veterans 65+
3,831



AGING WITH DIGNITY
Missouri's Master Plan on Aging

Bureau of Senior Programs
P.O. Box 570
Jefferson City, MO 65102
573.526.4542
Health.Mo.Gov/aging

MISSOURI AGING PROFILE

BUCHANAN COUNTY

Life Expectancy

75.8



Adults 65+

14,165

Percentage 65+

17%

65+ Below Poverty Level

1,244



Housing Costs Greater Than 30% of Income

2,302



Without a Vehicle

1,014



At Risk of Social Isolation

36%



Injuries from Falls

817

Social and Economic Characteristics of Older Adults

Characteristic	Number of Residents
Number of individuals in the workforce	2,327
Grandparents responsible for grandchildren under age 18 (no age range)	1,275
Limited English capability	74
Living in a skilled nursing facility (no age range)	536
Has difficulty living independently	1,684

Data compiled from most recently available years. Unless otherwise noted, all data is for adults 65+.

[Data sources.](#)



Veterans 65+

2,732



AGING WITH DIGNITY
Missouri's Master Plan on Aging

Bureau of Senior Programs
P.O. Box 570
Jefferson City, MO 65102
573.526.4542
Health.Mo.Gov/aging

MISSOURI AGING PROFILE BUTLER COUNTY



Life Expectancy

72.7

Adults 65+

8,017

Percentage 65+

19%

65+ Below Poverty Level

1,309



Housing Costs Greater Than 30% of Income

1,614



Without a Vehicle

597



At Risk of Social Isolation

70%



Injuries from Falls


546

Social and Economic Characteristics of Older Adults

Characteristic	Number of Residents
Number of individuals in the workforce	1,203
Grandparents responsible for grandchildren under age 18 (no age range)	545
Limited English capability	8
Living in a skilled nursing facility (no age range)	228
Has difficulty living independently	1,366

Data compiled from most recently available years. Unless otherwise noted, all data is for adults 65+.

[Data sources.](#)



Veterans 65+

1,594



AGING WITH DIGNITY
Missouri's Master Plan on Aging

Bureau of Senior Programs
P.O. Box 570
Jefferson City, MO 65102
573.526.4542
Health.Mo.Gov/aging

MISSOURI AGING PROFILE

CALDWELL COUNTY

Life Expectancy

75.7



Adults 65+

1,774

Percentage 65+

20%

65+ Below Poverty Level

222



Housing Costs Greater Than 30% of Income

219



Without a Vehicle

82



At Risk of Social Isolation

58%



Injuries from Falls

67

Social and Economic Characteristics of Older Adults	
Characteristic	Number of Residents
Number of individuals in the workforce	274
Grandparents responsible for grandchildren under age 18 (no age range)	180
Limited English capability	3
Living in a skilled nursing facility (no age range)	98
Has difficulty living independently	248

Data compiled from most recently available years. Unless otherwise noted, all data is for adults 65+.

[Data sources.](#)



Veterans 65+

417



AGING WITH DIGNITY
Missouri's Master Plan on Aging

Bureau of Senior Programs
P.O. Box 570
Jefferson City, MO 65102
573.526.4542
Health.Mo.Gov/aging

MISSOURI AGING PROFILE

CALLAWAY COUNTY

Life Expectancy

76.9



Adults 65+

7,528

Percentage 65+

17%

65+ Below Poverty Level

544



Housing Costs Greater Than 30% of Income

876



Without a Vehicle

273



At Risk of Social Isolation

22%



Injuries from Falls

366

Social and Economic Characteristics of Older Adults

Characteristic	Number of Residents
Number of individuals in the workforce	1,170
Grandparents responsible for grandchildren under age 18 (no age range)	177
Limited English capability	18
Living in a skilled nursing facility (no age range)	340
Has difficulty living independently	1,032

Data compiled from most recently available years. Unless otherwise noted, all data is for adults 65+.

[Data sources.](#)



Veterans 65+
1,633



AGING WITH DIGNITY
Missouri's Master Plan on Aging

Bureau of Senior Programs
P.O. Box 570
Jefferson City, MO 65102
573.526.4542
Health.Mo.Gov/aging

MISSOURI AGING PROFILE CAMDEN COUNTY



Life Expectancy

79.1

Adults 65+

12,351

Percentage 65+

29%

65+ Below Poverty Level

1,310



Housing Costs Greater Than 30% of Income

1,987



Without a Vehicle

296



At Risk of Social Isolation

62%



Injuries from Falls

560

Social and Economic Characteristics of Older Adults

Characteristic	Number of Residents
Number of individuals in the workforce	2,099
Grandparents responsible for grandchildren under age 18 (no age range)	695
Limited English capability	67
Living in a skilled nursing facility (no age range)	171
Has difficulty living independently	1,139

Data compiled from most recently available years. Unless otherwise noted, all data is for adults 65+.

[Data sources.](#)



Veterans 65+
2,337



AGING WITH DIGNITY
Missouri's Master Plan on Aging

Bureau of Senior Programs
P.O. Box 570
Jefferson City, MO 65102
573.526.4542
Health.Mo.Gov/aging

MISSOURI AGING PROFILE

CAPE GIRARDEAU COUNTY



Life Expectancy

76.1

Adults 65+

13,863

Percentage 65+

17%

65+ Below Poverty Level

1,465



Housing Costs Greater Than 30% of Income

2,373



Without a Vehicle

774



At Risk of Social Isolation

29%



Injuries from Falls


586

Social and Economic Characteristics of Older Adults

Characteristic	Number of Residents
Number of individuals in the workforce	2,667
Grandparents responsible for grandchildren under age 18 (no age range)	320
Limited English capability	21
Living in a skilled nursing facility (no age range)	1,097
Has difficulty living independently	1,816

Data compiled from most recently available years. Unless otherwise noted, all data is for adults 65+.

[Data sources.](#)



Veterans 65+

2,558



AGING WITH DIGNITY
Missouri's Master Plan on Aging

Bureau of Senior Programs
P.O. Box 570
Jefferson City, MO 65102
573.526.4542
Health.Mo.Gov/aging

MISSOURI AGING PROFILE CARROLL COUNTY



Life Expectancy

75.9

Adults 65+

1,867

Percentage 65+

22%

65+ Below Poverty Level

205



Housing Costs Greater Than 30% of Income

237



Without a Vehicle

52



At Risk of Social Isolation

54%



Injuries from Falls

153

Social and Economic Characteristics of Older Adults

Characteristic	Number of Residents
Number of individuals in the workforce	284
Grandparents responsible for grandchildren under age 18 (no age range)	78
Limited English capability	0
Living in a skilled nursing facility (no age range)	93
Has difficulty living independently	162

Data compiled from most recently available years. Unless otherwise noted, all data is for adults 65+.

[Data sources.](#)



Veterans 65+

267



AGING WITH DIGNITY
Missouri's Master Plan on Aging

Bureau of Senior Programs
P.O. Box 570
Jefferson City, MO 65102
573.526.4542
Health.Mo.Gov/aging

MISSOURI AGING PROFILE CARTER COUNTY

Life Expectancy

72.5



Adults 65+

1,069

Percentage 65+

20%

65+ Below Poverty Level

102



Housing Costs Greater Than 30% of Income

191



Without a Vehicle

93



At Risk of Social Isolation

63%



Injuries from Falls

45

Social and Economic Characteristics of Older Adults

Characteristic	Number of Residents
Number of individuals in the workforce	208
Grandparents responsible for grandchildren under age 18 (no age range)	112
Limited English capability	0
Living in a skilled nursing facility (no age range)	30
Has difficulty living independently	194

Data compiled from most recently available years. Unless otherwise noted, all data is for adults 65+.

[Data sources.](#)



Veterans 65+

242



AGING WITH DIGNITY
Missouri's Master Plan on Aging

Bureau of Senior Programs
P.O. Box 570
Jefferson City, MO 65102
573.526.4542
Health.Mo.Gov/aging

MISSOURI AGING PROFILE

CASS COUNTY

Life Expectancy

78.3



Adults 65+

18,574

Percentage 65+

17%

65+ Below Poverty Level

955




Housing Costs Greater Than 30% of Income

3,238



Without a Vehicle

800



At Risk of Social Isolation

30%



Injuries from Falls


902

Social and Economic Characteristics of Older Adults

Characteristic	Number of Residents
Number of individuals in the workforce	3,071
Grandparents responsible for grandchildren under age 18 (no age range)	674
Limited English capability	60
Living in a skilled nursing facility (no age range)	694
Has difficulty living independently	2,345

Data compiled from most recently available years. Unless otherwise noted, all data is for adults 65+.

[Data sources.](#)



Veterans 65+

3,517



AGING WITH DIGNITY
Missouri's Master Plan on Aging

Bureau of Senior Programs
P.O. Box 570
Jefferson City, MO 65102
573.526.4542
Health.Mo.Gov/aging

MISSOURI AGING PROFILE CEDAR COUNTY

Life Expectancy

75.2



Adults 65+

3,355

Percentage 65+

23%

65+ Below Poverty Level

355



Housing Costs Greater Than 30% of Income

433



Without a Vehicle

112



At Risk of Social Isolation

59%



Injuries from Falls

219

Social and Economic Characteristics of Older Adults

Characteristic	Number of Residents
Number of individuals in the workforce	698
Grandparents responsible for grandchildren under age 18 (no age range)	215
Limited English capability	1
Living in a skilled nursing facility (no age range)	179
Has difficulty living independently	452

Data compiled from most recently available years. Unless otherwise noted, all data is for adults 65+.

[Data sources.](#)



Veterans 65+
685



AGING WITH DIGNITY
Missouri's Master Plan on Aging

Bureau of Senior Programs
P.O. Box 570
Jefferson City, MO 65102
573.526.4542
Health.Mo.Gov/aging

MISSOURI AGING PROFILE

CHARITON COUNTY



Life Expectancy

78

Adults 65+

1,852

Percentage 65+

25%

65+ Below Poverty Level

177



Housing Costs Greater Than 30% of Income

122



Without a Vehicle

25



At Risk of Social Isolation

80%



Injuries from Falls

85

Social and Economic Characteristics of Older Adults	
Characteristic	Number of Residents
Number of individuals in the workforce	362
Grandparents responsible for grandchildren under age 18 (no age range)	48
Limited English capability	0
Living in a skilled nursing facility (no age range)	203
Has difficulty living independently	167

Data compiled from most recently available years. Unless otherwise noted, all data is for adults 65+.

[Data sources.](#)



Veterans 65+

424



AGING WITH DIGNITY
Missouri's Master Plan on Aging

Bureau of Senior Programs
P.O. Box 570
Jefferson City, MO 65102
573.526.4542
Health.Mo.Gov/aging

MISSOURI AGING PROFILE

CHRISTIAN COUNTY

Life Expectancy

78.7

Adults 65+

14,386

Percentage 65+

16%

65+ Below Poverty Level

1,261



Housing Costs Greater Than 30% of Income

2,212



Without a Vehicle

411



At Risk of Social Isolation

22%



Injuries from Falls

496

Social and Economic Characteristics of Older Adults

Characteristic	Number of Residents
Number of individuals in the workforce	2,467
Grandparents responsible for grandchildren under age 18 (no age range)	1,132
Limited English capability	112
Living in a skilled nursing facility (no age range)	375
Has difficulty living independently	1,895

Data compiled from most recently available years. Unless otherwise noted, all data is for adults 65+.

[Data sources.](#)



Veterans 65+

2,510



AGING WITH DIGNITY
Missouri's Master Plan on Aging

Bureau of Senior Programs
P.O. Box 570
Jefferson City, MO 65102
573.526.4542
Health.Mo.Gov/aging

MISSOURI AGING PROFILE CLARK COUNTY

Life Expectancy

78.5



Adults 65+

1,380

Percentage 65+

21%

65+ Below Poverty Level

114



Housing Costs Greater Than 30% of Income

74



Without a Vehicle

27



At Risk of Social Isolation

65%



Injuries from Falls

20

Social and Economic Characteristics of Older Adults

Characteristic	Number of Residents
Number of individuals in the workforce	145
Grandparents responsible for grandchildren under age 18 (no age range)	60
Limited English capability	0
Living in a skilled nursing facility (no age range)	56
Has difficulty living independently	227

Data compiled from most recently available years. Unless otherwise noted, all data is for adults 65+.

[Data sources.](#)



Veterans 65+

245



AGING WITH DIGNITY
Missouri's Master Plan on Aging

Bureau of Senior Programs
P.O. Box 570
Jefferson City, MO 65102
573.526.4542
Health.Mo.Gov/aging

MISSOURI AGING PROFILE CLAY COUNTY

Life Expectancy

79.1



Adults 65+

36,986

Percentage 65+

15%

65+ Below Poverty Level

2,484



Housing Costs Greater Than 30% of Income

6,912



Without a Vehicle

1,621



At Risk of Social Isolation

18%



Injuries from Falls

1,728

Social and Economic Characteristics of Older Adults

Characteristic	Number of Residents
Number of individuals in the workforce	7,696
Grandparents responsible for grandchildren under age 18 (no age range)	1,647
Limited English capability	635
Living in a skilled nursing facility (no age range)	944
Has difficulty living independently	4,186

Data compiled from most recently available years. Unless otherwise noted, all data is for adults 65+.

[Data sources.](#)



Veterans 65+
6,673



AGING WITH DIGNITY
Missouri's Master Plan on Aging

Bureau of Senior Programs
P.O. Box 570
Jefferson City, MO 65102
573.526.4542
Health.Mo.Gov/aging

MISSOURI AGING PROFILE CLINTON COUNTY

Life Expectancy

76.9



Adults 65+

3,811

Percentage 65+

18%

65+ Below Poverty Level

292



Housing Costs Greater Than 30% of Income

560



Without a Vehicle

124



At Risk of Social Isolation

31%



Injuries from Falls

198

Social and Economic Characteristics of Older Adults

Characteristic	Number of Residents
Number of individuals in the workforce	472
Grandparents responsible for grandchildren under age 18 (no age range)	191
Limited English capability	7
Living in a skilled nursing facility (no age range)	441
Has difficulty living independently	476

Data compiled from most recently available years. Unless otherwise noted, all data is for adults 65+.

[Data sources.](#)



Veterans 65+

877



AGING WITH DIGNITY
Missouri's Master Plan on Aging

Bureau of Senior Programs
P.O. Box 570
Jefferson City, MO 65102
573.526.4542
Health.Mo.Gov/aging

MISSOURI AGING PROFILE

COLE COUNTY

Life Expectancy

77.8



Adults 65+

13,334

Percentage 65+

17%

65+ Below Poverty Level

826



Housing Costs Greater Than 30% of Income

1,788



Without a Vehicle

657



At Risk of Social Isolation

28%



Injuries from Falls


606

Social and Economic Characteristics of Older Adults

Characteristic	Number of Residents
Number of individuals in the workforce	2,639
Grandparents responsible for grandchildren under age 18 (no age range)	225
Limited English capability	54
Living in a skilled nursing facility (no age range)	492
Has difficulty living independently	1,100

Data compiled from most recently available years. Unless otherwise noted, all data is for adults 65+.

[Data sources.](#)



Veterans 65+

2,384



AGING WITH DIGNITY
Missouri's Master Plan on Aging

Bureau of Senior Programs
P.O. Box 570
Jefferson City, MO 65102
573.526.4542
Health.Mo.Gov/aging

MISSOURI AGING PROFILE COOPER COUNTY

Life Expectancy

78.3



Adults 65+

3,135

Percentage 65+

19%

65+ Below Poverty Level

264



Housing Costs Greater Than 30% of Income

538



Without a Vehicle

91



At Risk of Social Isolation

38%



Injuries from Falls

199

Social and Economic Characteristics of Older Adults

Characteristic	Number of Residents
Number of individuals in the workforce	446
Grandparents responsible for grandchildren under age 18 (no age range)	263
Limited English capability	4
Living in a skilled nursing facility (no age range)	230
Has difficulty living independently	376

Data compiled from most recently available years. Unless otherwise noted, all data is for adults 65+.

[Data sources.](#)



Veterans 65+
567



AGING WITH DIGNITY
Missouri's Master Plan on Aging

Bureau of Senior Programs
P.O. Box 570
Jefferson City, MO 65102
573.526.4542
Health.Mo.Gov/aging

MISSOURI AGING PROFILE

CRAWFORD COUNTY

Life Expectancy

73.9



Adults 65+

4,671

Percentage 65+

20%

65+ Below Poverty Level

422



Housing Costs Greater Than 30% of Income

825



Without a Vehicle

222



At Risk of Social Isolation

71%



Injuries from Falls

227

Social and Economic Characteristics of Older Adults

Characteristic	Number of Residents
Number of individuals in the workforce	568
Grandparents responsible for grandchildren under age 18 (no age range)	485
Limited English capability	13
Living in a skilled nursing facility (no age range)	234
Has difficulty living independently	517

Data compiled from most recently available years. Unless otherwise noted, all data is for adults 65+.

[Data sources.](#)



Veterans 65+

872



AGING WITH DIGNITY
Missouri's Master Plan on Aging

Bureau of Senior Programs
P.O. Box 570
Jefferson City, MO 65102
573.526.4542
Health.Mo.Gov/aging

MISSOURI AGING PROFILE

DADE COUNTY

Life Expectancy

72.6



Adults 65+

1,862

Percentage 65+

25%

65+ Below Poverty Level

190



Housing Costs Greater Than 30% of Income

268



Without a Vehicle

81



At Risk of Social Isolation

57%



Injuries from Falls

42

Social and Economic Characteristics of Older Adults	
Characteristic	Number of Residents
Number of individuals in the workforce	298
Grandparents responsible for grandchildren under age 18 (no age range)	58
Limited English capability	9
Living in a skilled nursing facility (no age range)	147
Has difficulty living independently	188

Data compiled from most recently available years. Unless otherwise noted, all data is for adults 65+.

[Data sources.](#)



Veterans 65+

321



AGING WITH DIGNITY
Missouri's Master Plan on Aging

Bureau of Senior Programs
P.O. Box 570
Jefferson City, MO 65102
573.526.4542
Health.Mo.Gov/aging

MISSOURI AGING PROFILE DALLAS COUNTY

Life Expectancy

73.9



Adults 65+

3,541

Percentage 65+

21%

65+ Below Poverty Level

272



Housing Costs Greater Than 30% of Income

381



Without a Vehicle

140



At Risk of Social Isolation

58%



Injuries from Falls


107

Social and Economic Characteristics of Older Adults

Characteristic	Number of Residents
Number of individuals in the workforce	418
Grandparents responsible for grandchildren under age 18 (no age range)	132
Limited English capability	35
Living in a skilled nursing facility (no age range)	154
Has difficulty living independently	355

Data compiled from most recently available years. Unless otherwise noted, all data is for adults 65+.

[Data sources.](#)



Veterans 65+

744




AGING WITH DIGNITY
Missouri's Master Plan on Aging

Bureau of Senior Programs
P.O. Box 570
Jefferson City, MO 65102
573.526.4542
Health.Mo.Gov/aging

MISSOURI AGING PROFILE DAVIESS COUNTY

Life Expectancy

78.3



Adults 65+

1,762

Percentage 65+

21%

65+ Below Poverty Level

156



Housing Costs Greater Than 30% of Income

255



Without a Vehicle

64



At Risk of Social Isolation

40%



Injuries from Falls

66

Social and Economic Characteristics of Older Adults	
Characteristic	Number of Residents
Number of individuals in the workforce	324
Grandparents responsible for grandchildren under age 18 (no age range)	55
Limited English capability	4
Living in a skilled nursing facility (no age range)	34
Has difficulty living independently	170

Data compiled from most recently available years. Unless otherwise noted, all data is for adults 65+.

[Data sources.](#)



Veterans 65+

288



AGING WITH DIGNITY
Missouri's Master Plan on Aging

Bureau of Senior Programs
P.O. Box 570
Jefferson City, MO 65102
573.526.4542
Health.Mo.Gov/aging

MISSOURI AGING PROFILE DEKALB COUNTY

Life Expectancy

75.7



Adults 65+

2,139

Percentage 65+

18%

65+ Below Poverty Level

211



Housing Costs Greater Than 30% of Income

200



Without a Vehicle

79



At Risk of Social Isolation

37%



Injuries from Falls

105

Social and Economic Characteristics of Older Adults	
Characteristic	Number of Residents
Number of individuals in the workforce	356
Grandparents responsible for grandchildren under age 18 (no age range)	48
Limited English capability	0
Living in a skilled nursing facility (no age range)	170
Has difficulty living independently	284

Data compiled from most recently available years. Unless otherwise noted, all data is for adults 65+.

[Data sources.](#)



Veterans 65+

390



AGING WITH DIGNITY
Missouri's Master Plan on Aging

Bureau of Senior Programs
P.O. Box 570
Jefferson City, MO 65102
573.526.4542
Health.Mo.Gov/aging

MISSOURI AGING PROFILE

DENT COUNTY

Life Expectancy

74.2



Adults 65+

3,135

Percentage 65+

22%

65+ Below Poverty Level

405



Housing Costs Greater Than 30% of Income

397



Without a Vehicle

117



At Risk of Social Isolation

68%



Injuries from Falls

250

Social and Economic Characteristics of Older Adults	
Characteristic	Number of Residents
Number of individuals in the workforce	403
Grandparents responsible for grandchildren under age 18 (no age range)	96
Limited English capability	7
Living in a skilled nursing facility (no age range)	120
Has difficulty living independently	296

Data compiled from most recently available years. Unless otherwise noted, all data is for adults 65+.

[Data sources.](#)



Veterans 65+
613



AGING WITH DIGNITY
Missouri's Master Plan on Aging

Bureau of Senior Programs
P.O. Box 570
Jefferson City, MO 65102
573.526.4542
Health.Mo.Gov/aging

MISSOURI AGING PROFILE

DOUGLAS COUNTY

Life Expectancy

75.4



Adults 65+

2,936

Percentage 65+

25%

65+ Below Poverty Level

656



Housing Costs Greater Than 30% of Income

502



Without a Vehicle

40



At Risk of Social Isolation

75%



Injuries from Falls

79

Social and Economic Characteristics of Older Adults	
Characteristic	Number of Residents
Number of individuals in the workforce	398
Grandparents responsible for grandchildren under age 18 (no age range)	150
Limited English capability	14
Living in a skilled nursing facility (no age range)	77
Has difficulty living independently	448

Data compiled from most recently available years. Unless otherwise noted, all data is for adults 65+.

[Data sources.](#)



Veterans 65+

547



AGING WITH DIGNITY
Missouri's Master Plan on Aging

Bureau of Senior Programs
P.O. Box 570
Jefferson City, MO 65102
573.526.4542
Health.Mo.Gov/aging

MISSOURI AGING PROFILE DUNKLIN COUNTY



Life Expectancy

70.9

Adults 65+

5,172

Percentage 65+

18%

65+ Below Poverty Level

567



Housing Costs Greater Than 30% of Income

705



Without a Vehicle

278



At Risk of Social Isolation

74%



Injuries from Falls

381

Social and Economic Characteristics of Older Adults

Characteristic	Number of Residents
Number of individuals in the workforce	753
Grandparents responsible for grandchildren under age 18 (no age range)	436
Limited English capability	38
Living in a skilled nursing facility (no age range)	492
Has difficulty living independently	883

Data compiled from most recently available years. Unless otherwise noted, all data is for adults 65+.

[Data sources.](#)



Veterans 65+

779



AGING WITH DIGNITY
Missouri's Master Plan on Aging

Bureau of Senior Programs
P.O. Box 570
Jefferson City, MO 65102
573.526.4542
Health.Mo.Gov/aging

MISSOURI AGING PROFILE

FRANKLIN COUNTY

Life Expectancy

76.2



Adults 65+

19,098

Percentage 65+

18%

65+ Below Poverty Level

1,140



Housing Costs Greater Than 30% of Income

2,877



Without a Vehicle

705



At Risk of Social Isolation

29%



Injuries from Falls

854

Social and Economic Characteristics of Older Adults

Characteristic	Number of Residents
Number of individuals in the workforce	2,967
Grandparents responsible for grandchildren under age 18 (no age range)	910
Limited English capability	126
Living in a skilled nursing facility (no age range)	809
Has difficulty living independently	2,328

Data compiled from most recently available years. Unless otherwise noted, all data is for adults 65+.

[Data sources.](#)



Veterans 65+
3,672



AGING WITH DIGNITY
Missouri's Master Plan on Aging

Bureau of Senior Programs
P.O. Box 570
Jefferson City, MO 65102
573.526.4542
Health.Mo.Gov/aging

MISSOURI AGING PROFILE

GASCONADE COUNTY

Life Expectancy

74.8



Adults 65+

3,351

Percentage 65+

23%

65+ Below Poverty Level

234



Housing Costs Greater Than 30% of Income

362



Without a Vehicle

156



At Risk of Social Isolation

55%



Injuries from Falls


197

Social and Economic Characteristics of Older Adults

Characteristic	Number of Residents
Number of individuals in the workforce	568
Grandparents responsible for grandchildren under age 18 (no age range)	148
Limited English capability	23
Living in a skilled nursing facility (no age range)	233
Has difficulty living independently	352

Data compiled from most recently available years. Unless otherwise noted, all data is for adults 65+.

[Data sources.](#)



Veterans 65+

524



AGING WITH DIGNITY
Missouri's Master Plan on Aging

Bureau of Senior Programs
P.O. Box 570
Jefferson City, MO 65102
573.526.4542
Health.Mo.Gov/aging

MISSOURI AGING PROFILE GENTRY COUNTY

Life Expectancy

74.6



Adults 65+

1,161

Percentage 65+

19%

65+ Below Poverty Level

173



Housing Costs Greater Than 30% of Income

182



Without a Vehicle

41



At Risk of Social Isolation

60%




Injuries from Falls

79

Social and Economic Characteristics of Older Adults	
Characteristic	Number of Residents
Number of individuals in the workforce	224
Grandparents responsible for grandchildren under age 18 (no age range)	81
Limited English capability	0
Living in a skilled nursing facility (no age range)	64
Has difficulty living independently	130

Data compiled from most recently available years. Unless otherwise noted, all data is for adults 65+.

[Data sources.](#)



Veterans 65+
156



AGING WITH DIGNITY
Missouri's Master Plan on Aging

Bureau of Senior Programs
P.O. Box 570
Jefferson City, MO 65102
573.526.4542
Health.Mo.Gov/aging

MISSOURI AGING PROFILE GREENE COUNTY

Life Expectancy

76.7



Adults 65+

50,162

Percentage 65+

17%

65+ Below Poverty Level

4,671



Housing Costs Greater Than 30% of Income

10,116



Without a Vehicle

3,536



At Risk of Social Isolation

38%



Injuries from Falls

2,236

Social and Economic Characteristics of Older Adults

Characteristic	Number of Residents
Number of individuals in the workforce	7,411
Grandparents responsible for grandchildren under age 18 (no age range)	2,199
Limited English capability	711
Living in a skilled nursing facility (no age range)	1,815
Has difficulty living independently	7,545

Data compiled from most recently available years. Unless otherwise noted, all data is for adults 65+.

[Data sources.](#)



Veterans 65+
7,943



AGING WITH DIGNITY
Missouri's Master Plan on Aging

Bureau of Senior Programs
P.O. Box 570
Jefferson City, MO 65102
573.526.4542
Health.Mo.Gov/aging

MISSOURI AGING PROFILE GRUNDY COUNTY

Life Expectancy

76.9



Adults 65+

2,147

Percentage 65+

22%

65+ Below Poverty Level

263



Housing Costs Greater Than 30% of Income

311



Without a Vehicle

134



At Risk of Social Isolation

80%



Injuries from Falls

199

Social and Economic Characteristics of Older Adults	
Characteristic	Number of Residents
Number of individuals in the workforce	354
Grandparents responsible for grandchildren under age 18 (no age range)	95
Limited English capability	47
Living in a skilled nursing facility (no age range)	179
Has difficulty living independently	232

Data compiled from most recently available years. Unless otherwise noted, all data is for adults 65+.

[Data sources.](#)



Veterans 65+
380



AGING WITH DIGNITY
Missouri's Master Plan on Aging

Bureau of Senior Programs
P.O. Box 570
Jefferson City, MO 65102
573.526.4542
Health.Mo.Gov/aging

MISSOURI AGING PROFILE

HARRISON COUNTY

Life Expectancy

77.9



Adults 65+

1,812

Percentage 65+

22%

65+ Below Poverty Level

186



Housing Costs Greater Than 30% of Income

268



Without a Vehicle

94



At Risk of Social Isolation

75%



Injuries from Falls


147

Social and Economic Characteristics of Older Adults

Characteristic	Number of Residents
Number of individuals in the workforce	345
Grandparents responsible for grandchildren under age 18 (no age range)	54
Limited English capability	1
Living in a skilled nursing facility (no age range)	76
Has difficulty living independently	260

Data compiled from most recently available years. Unless otherwise noted, all data is for adults 65+.

[Data sources.](#)



Veterans 65+

257



AGING WITH DIGNITY
Missouri's Master Plan on Aging

Bureau of Senior Programs
P.O. Box 570
Jefferson City, MO 65102
573.526.4542
Health.Mo.Gov/aging

MISSOURI AGING PROFILE HENRY COUNTY

Life Expectancy

75.6



Adults 65+

4,900

Percentage 65+

22%

65+ Below Poverty Level

409



Housing Costs Greater Than 30% of Income

627



Without a Vehicle

208



At Risk of Social Isolation

65%



Injuries from Falls


330

Social and Economic Characteristics of Older Adults

Characteristic	Number of Residents
Number of individuals in the workforce	662
Grandparents responsible for grandchildren under age 18 (no age range)	144
Limited English capability	0
Living in a skilled nursing facility (no age range)	193
Has difficulty living independently	746

Data compiled from most recently available years. Unless otherwise noted, all data is for adults 65+.

[Data sources.](#)



Veterans 65+

889



AGING WITH DIGNITY
Missouri's Master Plan on Aging

Bureau of Senior Programs
P.O. Box 570
Jefferson City, MO 65102
573.526.4542
Health.Mo.Gov/aging

MISSOURI AGING PROFILE HICKORY COUNTY

Life Expectancy

76.9



Adults 65+

2,839

Percentage 65+

34%

65+ Below Poverty Level

400




Housing Costs Greater Than 30% of Income

535



Without a Vehicle

61



At Risk of Social Isolation

95%



Injuries from Falls

103

Social and Economic Characteristics of Older Adults

Characteristic	Number of Residents
Number of individuals in the workforce	296
Grandparents responsible for grandchildren under age 18 (no age range)	154
Limited English capability	30
Living in a skilled nursing facility (no age range)	166
Has difficulty living independently	274

Data compiled from most recently available years. Unless otherwise noted, all data is for adults 65+.

[Data sources.](#)



Veterans 65+

545



AGING WITH DIGNITY
Missouri's Master Plan on Aging

Bureau of Senior Programs
P.O. Box 570
Jefferson City, MO 65102
573.526.4542
Health.Mo.Gov/aging

MISSOURI AGING PROFILE

HOLT COUNTY

Life Expectancy

80.7



Adults 65+

1,094

Percentage 65+

26%

65+ Below Poverty Level

81



Housing Costs Greater Than 30% of Income

142



Without a Vehicle

28



At Risk of Social Isolation

81%



Injuries from Falls

52

Social and Economic Characteristics of Older Adults	
Characteristic	Number of Residents
Number of individuals in the workforce	207
Grandparents responsible for grandchildren under age 18 (no age range)	48
Limited English capability	0
Living in a skilled nursing facility (no age range)	87
Has difficulty living independently	105

Data compiled from most recently available years. Unless otherwise noted, all data is for adults 65+.

[Data sources.](#)



Veterans 65+

173



AGING WITH DIGNITY
Missouri's Master Plan on Aging

Bureau of Senior Programs
P.O. Box 570
Jefferson City, MO 65102
573.526.4542
Health.Mo.Gov/aging

MISSOURI AGING PROFILE

HOWARD COUNTY

Life Expectancy

77.9



Adults 65+

1,961

Percentage 65+

19%

65+ Below Poverty Level

185



Housing Costs Greater Than 30% of Income

191



Without a Vehicle

41



At Risk of Social Isolation

33%



Injuries from Falls

55

Social and Economic Characteristics of Older Adults

Characteristic	Number of Residents
Number of individuals in the workforce	275
Grandparents responsible for grandchildren under age 18 (no age range)	43
Limited English capability	33
Living in a skilled nursing facility (no age range)	39
Has difficulty living independently	192

Data compiled from most recently available years. Unless otherwise noted, all data is for adults 65+.

[Data sources.](#)



Veterans 65+
406



AGING WITH DIGNITY
Missouri's Master Plan on Aging

Bureau of Senior Programs
P.O. Box 570
Jefferson City, MO 65102
573.526.4542
Health.Mo.Gov/aging

MISSOURI AGING PROFILE HOWELL COUNTY

Life Expectancy

74.3



Adults 65+

7,849

Percentage 65+

20%

65+ Below Poverty Level

1,307



Housing Costs Greater Than 30% of Income

1,390



Without a Vehicle

531



At Risk of Social Isolation

69%



Injuries from Falls

303

Social and Economic Characteristics of Older Adults

Characteristic	Number of Residents
Number of individuals in the workforce	982
Grandparents responsible for grandchildren under age 18 (no age range)	791
Limited English capability	81
Living in a skilled nursing facility (no age range)	468
Has difficulty living independently	969

Data compiled from most recently available years. Unless otherwise noted, all data is for adults 65+.

[Data sources.](#)



Veterans 65+
1,536



AGING WITH DIGNITY
Missouri's Master Plan on Aging

Bureau of Senior Programs
P.O. Box 570
Jefferson City, MO 65102
573.526.4542
Health.Mo.Gov/aging

MISSOURI AGING PROFILE

IRON COUNTY

Life Expectancy

73.5



Adults 65+

2,100

Percentage 65+

22%

65+ Below Poverty Level

211



Housing Costs Greater Than 30% of Income

186



Without a Vehicle

97



At Risk of Social Isolation

85%



Injuries from Falls

177

Social and Economic Characteristics of Older Adults

Characteristic	Number of Residents
Number of individuals in the workforce	385
Grandparents responsible for grandchildren under age 18 (no age range)	135
Limited English capability	2
Living in a skilled nursing facility (no age range)	252
Has difficulty living independently	277

Data compiled from most recently available years. Unless otherwise noted, all data is for adults 65+.

[Data sources.](#)



Veterans 65+

310



AGING WITH DIGNITY
Missouri's Master Plan on Aging

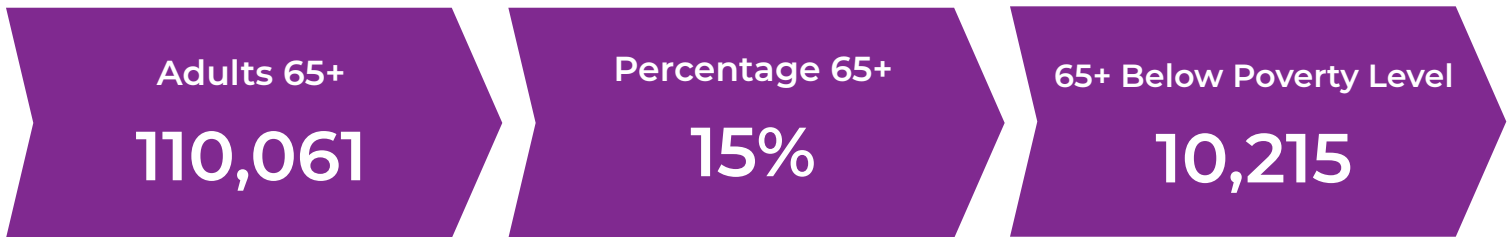
Bureau of Senior Programs
P.O. Box 570
Jefferson City, MO 65102
573.526.4542
Health.Mo.Gov/aging

MISSOURI AGING PROFILE JACKSON COUNTY



Life Expectancy

76.6



Housing Costs Greater Than 30% of Income

22,998



Without a Vehicle

8,433



At Risk of Social Isolation

34%



Injuries from Falls

5,285

Social and Economic Characteristics of Older Adults	
Characteristic	Number of Residents
Number of individuals in the workforce	21,382
Grandparents responsible for grandchildren under age 18 (no age range)	4,885
Limited English capability	2,756
Living in a skilled nursing facility (no age range)	4,200
Has difficulty living independently	14,229

Data compiled from most recently available years. Unless otherwise noted, all data is for adults 65+. [Data sources.](#)



Veterans 65+ 17,675



AGING WITH DIGNITY
Missouri's Master Plan on Aging

Bureau of Senior Programs
P.O. Box 570
Jefferson City, MO 65102
573.526.4542
Health.Mo.Gov/aging

MISSOURI AGING PROFILE

JASPER COUNTY

Life Expectancy

75.5



Adults 65+

19,365

Percentage 65+

16%

65+ Below Poverty Level

2,186



Housing Costs Greater Than 30% of Income

3,074



Without a Vehicle

1,108



At Risk of Social Isolation

37%



Injuries from Falls

960

Social and Economic Characteristics of Older Adults

Characteristic	Number of Residents
Number of individuals in the workforce	3,820
Grandparents responsible for grandchildren under age 18 (no age range)	1,119
Limited English capability	244
Living in a skilled nursing facility (no age range)	690
Has difficulty living independently	2,177

Data compiled from most recently available years. Unless otherwise noted, all data is for adults 65+.

[Data sources.](#)



Veterans 65+

3,475



AGING WITH DIGNITY
Missouri's Master Plan on Aging

Bureau of Senior Programs
P.O. Box 570
Jefferson City, MO 65102
573.526.4542
Health.Mo.Gov/aging

MISSOURI AGING PROFILE

JEFFERSON COUNTY



Life Expectancy

75.6

Adults 65+

35,641

Percentage 65+

16%

65+ Below Poverty Level

2,790



Housing Costs Greater Than 30% of Income

5,371



Without a Vehicle

1,210



At Risk of Social Isolation

20%



Injuries from Falls


1,291

Social and Economic Characteristics of Older Adults

Characteristic	Number of Residents
Number of individuals in the workforce	5,207
Grandparents responsible for grandchildren under age 18 (no age range)	1,800
Limited English capability	126
Living in a skilled nursing facility (no age range)	1,055
Has difficulty living independently	4,591

Data compiled from most recently available years. Unless otherwise noted, all data is for adults 65+.

[Data sources.](#)



Veterans 65+

7,052



AGING WITH DIGNITY
Missouri's Master Plan on Aging

Bureau of Senior Programs
P.O. Box 570
Jefferson City, MO 65102
573.526.4542
Health.Mo.Gov/aging

MISSOURI AGING PROFILE

JOHNSON COUNTY

Life Expectancy

78.3



Adults 65+

6,899

Percentage 65+

13%

65+ Below Poverty Level

446




Housing Costs Greater Than 30% of Income

966



Without a Vehicle

264



At Risk of Social Isolation

9%



Injuries from Falls

373

Social and Economic Characteristics of Older Adults	
Characteristic	Number of Residents
Number of individuals in the workforce	870
Grandparents responsible for grandchildren under age 18 (no age range)	413
Limited English capability	13
Living in a skilled nursing facility (no age range)	446
Has difficulty living independently	696

Data compiled from most recently available years. Unless otherwise noted, all data is for adults 65+.

[Data sources.](#)



Veterans 65+
1,754



AGING WITH DIGNITY
Missouri's Master Plan on Aging

Bureau of Senior Programs
P.O. Box 570
Jefferson City, MO 65102
573.526.4542
Health.Mo.Gov/aging

MISSOURI AGING PROFILE KNOX COUNTY

Life Expectancy

77.3



Adults 65+

785

Percentage 65+

21%

65+ Below Poverty Level

102



Housing Costs Greater Than 30% of Income

114



Without a Vehicle

13



At Risk of Social Isolation

83%




Injuries from Falls

47

Social and Economic Characteristics of Older Adults	
Characteristic	Number of Residents
Number of individuals in the workforce	121
Grandparents responsible for grandchildren under age 18 (no age range)	40
Limited English capability	0
Living in a skilled nursing facility (no age range)	38
Has difficulty living independently	91

Data compiled from most recently available years. Unless otherwise noted, all data is for adults 65+.

[Data sources.](#)



Veterans 65+

157



AGING WITH DIGNITY
Missouri's Master Plan on Aging

Bureau of Senior Programs
P.O. Box 570
Jefferson City, MO 65102
573.526.4542
Health.Mo.Gov/aging

MISSOURI AGING PROFILE

LACLEDE COUNTY

Life Expectancy

73.6



Adults 65+

6,508

Percentage 65+

18%

65+ Below Poverty Level

915



Housing Costs Greater Than 30% of Income

1,071



Without a Vehicle

460



At Risk of Social Isolation

45%



Injuries from Falls

382

Social and Economic Characteristics of Older Adults

Characteristic	Number of Residents
Number of individuals in the workforce	878
Grandparents responsible for grandchildren under age 18 (no age range)	399
Limited English capability	41
Living in a skilled nursing facility (no age range)	245
Has difficulty living independently	986

Data compiled from most recently available years. Unless otherwise noted, all data is for adults 65+.

[Data sources.](#)



Veterans 65+

1,344



AGING WITH DIGNITY
Missouri's Master Plan on Aging

Bureau of Senior Programs
P.O. Box 570
Jefferson City, MO 65102
573.526.4542
Health.Mo.Gov/aging

MISSOURI AGING PROFILE

LAFAYETTE COUNTY

Life Expectancy

75.9



Adults 65+

6,243

Percentage 65+

19%

65+ Below Poverty Level

418



Housing Costs Greater Than 30% of Income

661



Without a Vehicle

174



At Risk of Social Isolation

35%



Injuries from Falls

422

Social and Economic Characteristics of Older Adults	
Characteristic	Number of Residents
Number of individuals in the workforce	1,107
Grandparents responsible for grandchildren under age 18 (no age range)	285
Limited English capability	28
Living in a skilled nursing facility (no age range)	293
Has difficulty living independently	610

Data compiled from most recently available years. Unless otherwise noted, all data is for adults 65+.

[Data sources.](#)



Veterans 65+
1,025



AGING WITH DIGNITY
Missouri's Master Plan on Aging

Bureau of Senior Programs
P.O. Box 570
Jefferson City, MO 65102
573.526.4542
Health.Mo.Gov/aging

MISSOURI AGING PROFILE

LAWRENCE COUNTY

Life Expectancy

75.1



Adults 65+

6,856

Percentage 65+

18%

65+ Below Poverty Level

758



Housing Costs Greater Than 30% of Income

1,205



Without a Vehicle

352



At Risk of Social Isolation

53%



Injuries from Falls


417

Social and Economic Characteristics of Older Adults

Characteristic	Number of Residents
Number of individuals in the workforce	1,103
Grandparents responsible for grandchildren under age 18 (no age range)	859
Limited English capability	42
Living in a skilled nursing facility (no age range)	413
Has difficulty living independently	964

Data compiled from most recently available years. Unless otherwise noted, all data is for adults 65+.

[Data sources.](#)



Veterans 65+

1,315



AGING WITH DIGNITY
Missouri's Master Plan on Aging

Bureau of Senior Programs
P.O. Box 570
Jefferson City, MO 65102
573.526.4542
Health.Mo.Gov/aging

MISSOURI AGING PROFILE

LEWIS COUNTY

Life Expectancy

76.1



Adults 65+

1,869

Percentage 65+

19%

65+ Below Poverty Level

205



Housing Costs Greater Than 30% of Income

193



Without a Vehicle

68



At Risk of Social Isolation

68%



Injuries from Falls

15

Social and Economic Characteristics of Older Adults	
Characteristic	Number of Residents
Number of individuals in the workforce	206
Grandparents responsible for grandchildren under age 18 (no age range)	188
Limited English capability	0
Living in a skilled nursing facility (no age range)	149
Has difficulty living independently	277

Data compiled from most recently available years. Unless otherwise noted, all data is for adults 65+.

[Data sources.](#)



Veterans 65+

387



AGING WITH DIGNITY
Missouri's Master Plan on Aging

Bureau of Senior Programs
P.O. Box 570
Jefferson City, MO 65102
573.526.4542
Health.Mo.Gov/aging

MISSOURI AGING PROFILE LINCOLN COUNTY



Life Expectancy
76.5

Adults 65+

8,403

Percentage 65+

14%

65+ Below Poverty Level

1,133



Housing Costs Greater Than 30% of Income

1,441



Without a Vehicle

422



At Risk of Social Isolation

31%




Injuries from Falls

408

Social and Economic Characteristics of Older Adults	
Characteristic	Number of Residents
Number of individuals in the workforce	1,102
Grandparents responsible for grandchildren under age 18 (no age range)	352
Limited English capability	39
Living in a skilled nursing facility (no age range)	343
Has difficulty living independently	1,311

Data compiled from most recently available years. Unless otherwise noted, all data is for adults 65+.

[Data sources.](#)



Veterans 65+
1,626



AGING WITH DIGNITY
Missouri's Master Plan on Aging

Bureau of Senior Programs
P.O. Box 570
Jefferson City, MO 65102
573.526.4542
Health.Mo.Gov/aging

MISSOURI AGING PROFILE

LINN COUNTY

Life Expectancy

75.2



Adults 65+

2,549

Percentage 65+

21%

65+ Below Poverty Level

287



Housing Costs Greater Than 30% of Income

298



Without a Vehicle

90



At Risk of Social Isolation

53%




Injuries from Falls

210

Social and Economic Characteristics of Older Adults	
Characteristic	Number of Residents
Number of individuals in the workforce	416
Grandparents responsible for grandchildren under age 18 (no age range)	136
Limited English capability	8
Living in a skilled nursing facility (no age range)	146
Has difficulty living independently	249

Data compiled from most recently available years. Unless otherwise noted, all data is for adults 65+.

[Data sources.](#)



Veterans 65+

431



AGING WITH DIGNITY
Missouri's Master Plan on Aging

Bureau of Senior Programs
P.O. Box 570
Jefferson City, MO 65102
573.526.4542
Health.Mo.Gov/aging

MISSOURI AGING PROFILE

LIVINGSTON COUNTY

Life Expectancy

78.4



Adults 65+

2,857

Percentage 65+

20%

65+ Below Poverty Level

253



Housing Costs Greater Than 30% of Income

381



Without a Vehicle

146



At Risk of Social Isolation

46%



Injuries from Falls

262

Social and Economic Characteristics of Older Adults

Characteristic	Number of Residents
Number of individuals in the workforce	397
Grandparents responsible for grandchildren under age 18 (no age range)	155
Limited English capability	3
Living in a skilled nursing facility (no age range)	281
Has difficulty living independently	326

Data compiled from most recently available years. Unless otherwise noted, all data is for adults 65+.

[Data sources.](#)



Veterans 65+

484



AGING WITH DIGNITY

Missouri's Master Plan on Aging

Bureau of Senior Programs

P.O. Box 570

Jefferson City, MO 65102

573.526.4542

Health.Mo.Gov/aging

MISSOURI AGING PROFILE MACON COUNTY

Life Expectancy

76.4



Adults 65+

3,340

Percentage 65+

22%

65+ Below Poverty Level

402



Housing Costs Greater Than 30% of Income

522



Without a Vehicle

122



At Risk of Social Isolation

62%



Injuries from Falls

246

Social and Economic Characteristics of Older Adults	
Characteristic	Number of Residents
Number of individuals in the workforce	523
Grandparents responsible for grandchildren under age 18 (no age range)	102
Limited English capability	47
Living in a skilled nursing facility (no age range)	185
Has difficulty living independently	391

Data compiled from most recently available years. Unless otherwise noted, all data is for adults 65+.

[Data sources.](#)



Veterans 65+
554



AGING WITH DIGNITY
Missouri's Master Plan on Aging

Bureau of Senior Programs
P.O. Box 570
Jefferson City, MO 65102
573.526.4542
Health.Mo.Gov/aging

MISSOURI AGING PROFILE MADISON COUNTY

Life Expectancy

74.6



Adults 65+

2,406

Percentage 65+

19%

65+ Below Poverty Level

246



Housing Costs Greater Than 30% of Income

270



Without a Vehicle

109



At Risk of Social Isolation

67%



Injuries from Falls

173

Social and Economic Characteristics of Older Adults	
Characteristic	Number of Residents
Number of individuals in the workforce	272
Grandparents responsible for grandchildren under age 18 (no age range)	266
Limited English capability	0
Living in a skilled nursing facility (no age range)	143
Has difficulty living independently	343

Data compiled from most recently available years. Unless otherwise noted, all data is for adults 65+.

[Data sources.](#)



Veterans 65+
574



AGING WITH DIGNITY
Missouri's Master Plan on Aging

Bureau of Senior Programs
P.O. Box 570
Jefferson City, MO 65102
573.526.4542
Health.Mo.Gov/aging

MISSOURI AGING PROFILE

MARIES COUNTY

Life Expectancy

76.1



Adults 65+

1,865

Percentage 65+

22%

65+ Below Poverty Level

251



Housing Costs Greater Than 30% of Income

326



Without a Vehicle

76



At Risk of Social Isolation

47%




Injuries from Falls

52

Social and Economic Characteristics of Older Adults	
Characteristic	Number of Residents
Number of individuals in the workforce	307
Grandparents responsible for grandchildren under age 18 (no age range)	111
Limited English capability	0
Living in a skilled nursing facility (no age range)	57
Has difficulty living independently	214

Data compiled from most recently available years. Unless otherwise noted, all data is for adults 65+.

[Data sources.](#)



Veterans 65+

473



AGING WITH DIGNITY
Missouri's Master Plan on Aging

Bureau of Senior Programs
P.O. Box 570
Jefferson City, MO 65102
573.526.4542
Health.Mo.Gov/aging

MISSOURI AGING PROFILE MARION COUNTY

Life Expectancy

75.8



Adults 65+

5,196

Percentage 65+

18%

65+ Below Poverty Level

628



Housing Costs Greater Than 30% of Income

753



Without a Vehicle

356



At Risk of Social Isolation

49%



Injuries from Falls

303

Social and Economic Characteristics of Older Adults

Characteristic	Number of Residents
Number of individuals in the workforce	889
Grandparents responsible for grandchildren under age 18 (no age range)	132
Limited English capability	4
Living in a skilled nursing facility (no age range)	454
Has difficulty living independently	1,005

Data compiled from most recently available years. Unless otherwise noted, all data is for adults 65+.

[Data sources.](#)



Veterans 65+ 1,003



AGING WITH DIGNITY
Missouri's Master Plan on Aging

Bureau of Senior Programs
P.O. Box 570
Jefferson City, MO 65102
573.526.4542
Health.Mo.Gov/aging

MISSOURI AGING PROFILE

MCDONALD COUNTY

Life Expectancy

74



Adults 65+

3,564

Percentage 65+

15%

65+ Below Poverty Level

393



Housing Costs Greater Than 30% of Income

522



Without a Vehicle

100



At Risk of Social Isolation

24%



Injuries from Falls

108

Social and Economic Characteristics of Older Adults	
Characteristic	Number of Residents
Number of individuals in the workforce	642
Grandparents responsible for grandchildren under age 18 (no age range)	446
Limited English capability	42
Living in a skilled nursing facility (no age range)	70
Has difficulty living independently	545

Data compiled from most recently available years. Unless otherwise noted, all data is for adults 65+.

[Data sources.](#)



Veterans 65+

707



AGING WITH DIGNITY
Missouri's Master Plan on Aging

Bureau of Senior Programs
P.O. Box 570
Jefferson City, MO 65102
573.526.4542
Health.Mo.Gov/aging

MISSOURI AGING PROFILE

MERCER COUNTY

Life Expectancy

76.6



Adults 65+

770

Percentage 65+

22%

65+ Below Poverty Level

128



Housing Costs Greater Than 30% of Income

87



Without a Vehicle

41



At Risk of Social Isolation

74%



Injuries from Falls

44

Social and Economic Characteristics of Older Adults	
Characteristic	Number of Residents
Number of individuals in the workforce	105
Grandparents responsible for grandchildren under age 18 (no age range)	61
Limited English capability	2
Living in a skilled nursing facility (no age range)	53
Has difficulty living independently	75

Data compiled from most recently available years. Unless otherwise noted, all data is for adults 65+.

[Data sources.](#)



Veterans 65+

165



AGING WITH DIGNITY
Missouri's Master Plan on Aging

Bureau of Senior Programs
P.O. Box 570
Jefferson City, MO 65102
573.526.4542
Health.Mo.Gov/aging

MISSOURI AGING PROFILE MILLER COUNTY

Life Expectancy

76.6



Adults 65+

4,779

Percentage 65+

19%

65+ Below Poverty Level

440



Housing Costs Greater Than 30% of Income

744



Without a Vehicle

203



At Risk of Social Isolation

26%



Injuries from Falls

174

Social and Economic Characteristics of Older Adults

Characteristic	Number of Residents
Number of individuals in the workforce	879
Grandparents responsible for grandchildren under age 18 (no age range)	223
Limited English capability	0
Living in a skilled nursing facility (no age range)	276
Has difficulty living independently	445

Data compiled from most recently available years. Unless otherwise noted, all data is for adults 65+.

[Data sources.](#)



Veterans 65+
951



AGING WITH DIGNITY
Missouri's Master Plan on Aging

Bureau of Senior Programs
P.O. Box 570
Jefferson City, MO 65102
573.526.4542
Health.Mo.Gov/aging

MISSOURI AGING PROFILE

MISSISSIPPI COUNTY



Life Expectancy

72.3

Adults 65+

2,267

Percentage 65+

18%

65+ Below Poverty Level

284



Housing Costs Greater Than 30% of Income

453



Without a Vehicle

354



At Risk of Social Isolation

51%



Injuries from Falls

113

Social and Economic Characteristics of Older Adults

Characteristic	Number of Residents
Number of individuals in the workforce	493
Grandparents responsible for grandchildren under age 18 (no age range)	263
Limited English capability	5
Living in a skilled nursing facility (no age range)	117
Has difficulty living independently	475

Data compiled from most recently available years. Unless otherwise noted, all data is for adults 65+.

[Data sources.](#)



Veterans 65+

237



AGING WITH DIGNITY
Missouri's Master Plan on Aging

Bureau of Senior Programs
P.O. Box 570
Jefferson City, MO 65102
573.526.4542
Health.Mo.Gov/aging

MISSOURI AGING PROFILE

MONITEAU COUNTY

Life Expectancy

76.5



Adults 65+

2,489

Percentage 65+

16%

65+ Below Poverty Level

289



Housing Costs Greater Than 30% of Income

439



Without a Vehicle

131



At Risk of Social Isolation

33%



Injuries from Falls

109

Social and Economic Characteristics of Older Adults

Characteristic	Number of Residents
Number of individuals in the workforce	440
Grandparents responsible for grandchildren under age 18 (no age range)	55
Limited English capability	20
Living in a skilled nursing facility (no age range)	142
Has difficulty living independently	264

Data compiled from most recently available years. Unless otherwise noted, all data is for adults 65+.

[Data sources.](#)



Veterans 65+

471



AGING WITH DIGNITY
Missouri's Master Plan on Aging

Bureau of Senior Programs
P.O. Box 570
Jefferson City, MO 65102
573.526.4542
Health.Mo.Gov/aging

MISSOURI AGING PROFILE MONROE COUNTY



Life Expectancy

77.1

Adults 65+

2,109

Percentage 65+

24%

65+ Below Poverty Level

377



Housing Costs Greater Than 30% of Income

361



Without a Vehicle

132



At Risk of Social Isolation

62%



Injuries from Falls

106

Social and Economic Characteristics of Older Adults	
Characteristic	Number of Residents
Number of individuals in the workforce	313
Grandparents responsible for grandchildren under age 18 (no age range)	22
Limited English capability	0
Living in a skilled nursing facility (no age range)	90
Has difficulty living independently	298

Data compiled from most recently available years. Unless otherwise noted, all data is for adults 65+.

[Data sources.](#)



Veterans 65+

434



AGING WITH DIGNITY
Missouri's Master Plan on Aging

Bureau of Senior Programs
P.O. Box 570
Jefferson City, MO 65102
573.526.4542
Health.Mo.Gov/aging

MISSOURI AGING PROFILE

MONTGOMERY COUNTY

Life Expectancy

74.7



Adults 65+

2,321

Percentage 65+

20%

65+ Below Poverty Level

209



Housing Costs Greater Than 30% of Income

303



Without a Vehicle

74



At Risk of Social Isolation

48%



Injuries from Falls

119

Social and Economic Characteristics of Older Adults	
Characteristic	Number of Residents
Number of individuals in the workforce	367
Grandparents responsible for grandchildren under age 18 (no age range)	114
Limited English capability	4
Living in a skilled nursing facility (no age range)	176
Has difficulty living independently	267

Data compiled from most recently available years. Unless otherwise noted, all data is for adults 65+.

[Data sources.](#)



Veterans 65+

471



AGING WITH DIGNITY
Missouri's Master Plan on Aging

Bureau of Senior Programs
P.O. Box 570
Jefferson City, MO 65102
573.526.4542
Health.Mo.Gov/aging

MISSOURI AGING PROFILE

MORGAN COUNTY

Life Expectancy

74.6



Adults 65+

4,939

Percentage 65+

23%

65+ Below Poverty Level

630



Housing Costs Greater Than 30% of Income

800



Without a Vehicle

320



At Risk of Social Isolation

69%



Injuries from Falls

262

Social and Economic Characteristics of Older Adults	
Characteristic	Number of Residents
Number of individuals in the workforce	816
Grandparents responsible for grandchildren under age 18 (no age range)	220
Limited English capability	20
Living in a skilled nursing facility (no age range)	207
Has difficulty living independently	596

Data compiled from most recently available years. Unless otherwise noted, all data is for adults 65+.

[Data sources.](#)



Veterans 65+
982



AGING WITH DIGNITY
Missouri's Master Plan on Aging

Bureau of Senior Programs
P.O. Box 570
Jefferson City, MO 65102
573.526.4542
Health.Mo.Gov/aging

MISSOURI AGING PROFILE

NEW MADRID COUNTY

Life Expectancy

71



Adults 65+

3,159

Percentage 65+

19%

65+ Below Poverty Level

390



Housing Costs Greater Than 30% of Income

439



Without a Vehicle

217



At Risk of Social Isolation

72%



Injuries from Falls

159

Social and Economic Characteristics of Older Adults

Characteristic	Number of Residents
Number of individuals in the workforce	448
Grandparents responsible for grandchildren under age 18 (no age range)	163
Limited English capability	17
Living in a skilled nursing facility (no age range)	260
Has difficulty living independently	593

Data compiled from most recently available years. Unless otherwise noted, all data is for adults 65+.

[Data sources.](#)



Veterans 65+

529



AGING WITH DIGNITY
Missouri's Master Plan on Aging

Bureau of Senior Programs
P.O. Box 570
Jefferson City, MO 65102
573.526.4542
Health.Mo.Gov/aging

MISSOURI AGING PROFILE NEWTON COUNTY

Life Expectancy

76



Adults 65+

10,970

Percentage 65+

19%

65+ Below Poverty Level

868



Housing Costs Greater Than 30% of Income

1,350



Without a Vehicle

476



At Risk of Social Isolation

32%



Injuries from Falls


434

Social and Economic Characteristics of Older Adults

Characteristic	Number of Residents
Number of individuals in the workforce	1,993
Grandparents responsible for grandchildren under age 18 (no age range)	443
Limited English capability	209
Living in a skilled nursing facility (no age range)	518
Has difficulty living independently	1,436

Data compiled from most recently available years. Unless otherwise noted, all data is for adults 65+.

[Data sources.](#)



Veterans 65+
2,287



AGING WITH DIGNITY
Missouri's Master Plan on Aging

Bureau of Senior Programs
P.O. Box 570
Jefferson City, MO 65102
573.526.4542
Health.Mo.Gov/aging

MISSOURI AGING PROFILE

NODAWAY COUNTY

Life Expectancy

79.6



Adults 65+

3,553

Percentage 65+

17%

65+ Below Poverty Level

353



Housing Costs Greater Than 30% of Income

412



Without a Vehicle

194



At Risk of Social Isolation

17%



Injuries from Falls

179

Social and Economic Characteristics of Older Adults

Characteristic	Number of Residents
Number of individuals in the workforce	590
Grandparents responsible for grandchildren under age 18 (no age range)	79
Limited English capability	21
Living in a skilled nursing facility (no age range)	222
Has difficulty living independently	490

Data compiled from most recently available years. Unless otherwise noted, all data is for adults 65+.

[Data sources.](#)



Veterans 65+

555



AGING WITH DIGNITY
Missouri's Master Plan on Aging

Bureau of Senior Programs
P.O. Box 570
Jefferson City, MO 65102
573.526.4542
Health.Mo.Gov/aging

MISSOURI AGING PROFILE

OREGON COUNTY

Life Expectancy

75.3



Adults 65+

1,993

Percentage 65+

23%

65+ Below Poverty Level

369



Housing Costs Greater Than 30% of Income

284



Without a Vehicle

44



At Risk of Social Isolation

89%



Injuries from Falls

62

Social and Economic Characteristics of Older Adults	
Characteristic	Number of Residents
Number of individuals in the workforce	240
Grandparents responsible for grandchildren under age 18 (no age range)	222
Limited English capability	0
Living in a skilled nursing facility (no age range)	86
Has difficulty living independently	339

Data compiled from most recently available years. Unless otherwise noted, all data is for adults 65+.

[Data sources.](#)



Veterans 65+

378



AGING WITH DIGNITY
Missouri's Master Plan on Aging

Bureau of Senior Programs
P.O. Box 570
Jefferson City, MO 65102
573.526.4542
Health.Mo.Gov/aging

MISSOURI AGING PROFILE OSAGE COUNTY

Life Expectancy

78.6



Adults 65+

2,344

Percentage 65+

18%

65+ Below Poverty Level

216



Housing Costs Greater Than 30% of Income

292



Without a Vehicle

139



At Risk of Social Isolation

24%



Injuries from Falls

120

Social and Economic Characteristics of Older Adults

Characteristic	Number of Residents
Number of individuals in the workforce	444
Grandparents responsible for grandchildren under age 18 (no age range)	18
Limited English capability	12
Living in a skilled nursing facility (no age range)	71
Has difficulty living independently	250

Data compiled from most recently available years. Unless otherwise noted, all data is for adults 65+.

[Data sources.](#)

Veterans 65+
458



AGING WITH DIGNITY
Missouri's Master Plan on Aging

Bureau of Senior Programs
P.O. Box 570
Jefferson City, MO 65102
573.526.4542
Health.Mo.Gov/aging

MISSOURI AGING PROFILE OZARK COUNTY

Life Expectancy

75.9



Adults 65+

2,506

Percentage 65+

29%

65+ Below Poverty Level

430



Housing Costs Greater Than 30% of Income

338



Without a Vehicle

145



At Risk of Social Isolation

88%




Injuries from Falls

32

Social and Economic Characteristics of Older Adults	
Characteristic	Number of Residents
Number of individuals in the workforce	278
Grandparents responsible for grandchildren under age 18 (no age range)	276
Limited English capability	0
Living in a skilled nursing facility (no age range)	60
Has difficulty living independently	440

Data compiled from most recently available years. Unless otherwise noted, all data is for adults 65+.

[Data sources.](#)



Veterans 65+

478



AGING WITH DIGNITY
Missouri's Master Plan on Aging

Bureau of Senior Programs
P.O. Box 570
Jefferson City, MO 65102
573.526.4542
Health.Mo.Gov/aging

MISSOURI AGING PROFILE

PEMISCOT COUNTY

Life Expectancy

69.1



Adults 65+

2,720

Percentage 65+

18%

65+ Below Poverty Level

431



Housing Costs Greater Than 30% of Income

519



Without a Vehicle

192



At Risk of Social Isolation

81%



Injuries from Falls

119

Social and Economic Characteristics of Older Adults	
Characteristic	Number of Residents
Number of individuals in the workforce	490
Grandparents responsible for grandchildren under age 18 (no age range)	220
Limited English capability	8
Living in a skilled nursing facility (no age range)	151
Has difficulty living independently	622

Data compiled from most recently available years. Unless otherwise noted, all data is for adults 65+.

[Data sources.](#)



Veterans 65+

384



AGING WITH DIGNITY
Missouri's Master Plan on Aging

Bureau of Senior Programs
P.O. Box 570
Jefferson City, MO 65102
573.526.4542
Health.Mo.Gov/aging

MISSOURI AGING PROFILE

PERRY COUNTY

Life Expectancy

77.3



Adults 65+

3,613

Percentage 65+

19%

65+ Below Poverty Level

290



Housing Costs Greater Than 30% of Income

567



Without a Vehicle

116



At Risk of Social Isolation

31%



Injuries from Falls

264

Social and Economic Characteristics of Older Adults	
Characteristic	Number of Residents
Number of individuals in the workforce	603
Grandparents responsible for grandchildren under age 18 (no age range)	116
Limited English capability	4
Living in a skilled nursing facility (no age range)	228
Has difficulty living independently	412

Data compiled from most recently available years. Unless otherwise noted, all data is for adults 65+.

[Data sources.](#)



Veterans 65+
650



AGING WITH DIGNITY
Missouri's Master Plan on Aging

Bureau of Senior Programs
P.O. Box 570
Jefferson City, MO 65102
573.526.4542
Health.Mo.Gov/aging

MISSOURI AGING PROFILE PETTIS COUNTY

Life Expectancy

76.2



Adults 65+

7,326

Percentage 65+

17%

65+ Below Poverty Level

728



Housing Costs Greater Than 30% of Income

1,076



Without a Vehicle

474



At Risk of Social Isolation

45%



Injuries from Falls

353

Social and Economic Characteristics of Older Adults

Characteristic	Number of Residents
Number of individuals in the workforce	1,368
Grandparents responsible for grandchildren under age 18 (no age range)	503
Limited English capability	337
Living in a skilled nursing facility (no age range)	586
Has difficulty living independently	909

Data compiled from most recently available years. Unless otherwise noted, all data is for adults 65+.

[Data sources.](#)



Veterans 65+
1,488



AGING WITH DIGNITY
Missouri's Master Plan on Aging

Bureau of Senior Programs
P.O. Box 570
Jefferson City, MO 65102
573.526.4542
Health.Mo.Gov/aging

MISSOURI AGING PROFILE PHELPS COUNTY



Life Expectancy

75.6

Adults 65+

7,382

Percentage 65+

17%

65+ Below Poverty Level

663



Housing Costs Greater Than 30% of Income

1,317



Without a Vehicle

369



At Risk of Social Isolation

39%



Injuries from Falls

418

Social and Economic Characteristics of Older Adults

Characteristic	Number of Residents
Number of individuals in the workforce	1,156
Grandparents responsible for grandchildren under age 18 (no age range)	462
Limited English capability	66
Living in a skilled nursing facility (no age range)	522
Has difficulty living independently	1,079

Data compiled from most recently available years. Unless otherwise noted, all data is for adults 65+.

[Data sources.](#)



Veterans 65+

1,678



AGING WITH DIGNITY
Missouri's Master Plan on Aging

Bureau of Senior Programs
P.O. Box 570
Jefferson City, MO 65102
573.526.4542
Health.Mo.Gov/aging

MISSOURI AGING PROFILE

PIKE COUNTY

Life Expectancy

76.7



Adults 65+

3,247

Percentage 65+

18%

65+ Below Poverty Level

450



Housing Costs Greater Than 30% of Income

417



Without a Vehicle

219



At Risk of Social Isolation

27%



Injuries from Falls


261

Social and Economic Characteristics of Older Adults

Characteristic	Number of Residents
Number of individuals in the workforce	524
Grandparents responsible for grandchildren under age 18 (no age range)	197
Limited English capability	2
Living in a skilled nursing facility (no age range)	128
Has difficulty living independently	454

Data compiled from most recently available years. Unless otherwise noted, all data is for adults 65+.

[Data sources.](#)



Veterans 65+

534



AGING WITH DIGNITY
Missouri's Master Plan on Aging

Bureau of Senior Programs
P.O. Box 570
Jefferson City, MO 65102
573.526.4542
Health.Mo.Gov/aging

MISSOURI AGING PROFILE PLATTE COUNTY



Life Expectancy

80.2

Adults 65+

16,454

Percentage 65+

15%

65+ Below Poverty Level

1,224



Housing Costs Greater Than 30% of Income

3,002



Without a Vehicle

910



At Risk of Social Isolation

16%



Injuries from Falls

780

Social and Economic Characteristics of Older Adults

Characteristic	Number of Residents
Number of individuals in the workforce	3,576
Grandparents responsible for grandchildren under age 18 (no age range)	474
Limited English capability	350
Living in a skilled nursing facility (no age range)	585
Has difficulty living independently	2,070

Data compiled from most recently available years. Unless otherwise noted, all data is for adults 65+.

[Data sources.](#)



Veterans 65+

3,039



AGING WITH DIGNITY
Missouri's Master Plan on Aging

Bureau of Senior Programs
P.O. Box 570
Jefferson City, MO 65102
573.526.4542
Health.Mo.Gov/aging

MISSOURI AGING PROFILE

POLK COUNTY

Life Expectancy

76



Adults 65+

5,769

Percentage 65+

18%

65+ Below Poverty Level

667



Housing Costs Greater Than 30% of Income

1,047



Without a Vehicle

228



At Risk of Social Isolation

33%



Injuries from Falls

269

Social and Economic Characteristics of Older Adults

Characteristic	Number of Residents
Number of individuals in the workforce	757
Grandparents responsible for grandchildren under age 18 (no age range)	253
Limited English capability	57
Living in a skilled nursing facility (no age range)	380
Has difficulty living independently	876

Data compiled from most recently available years. Unless otherwise noted, all data is for adults 65+.

[Data sources.](#)



Veterans 65+

1,005



AGING WITH DIGNITY
Missouri's Master Plan on Aging

Bureau of Senior Programs
P.O. Box 570
Jefferson City, MO 65102
573.526.4542
Health.Mo.Gov/aging

MISSOURI AGING PROFILE PULASKI COUNTY



Life Expectancy

75.6

Adults 65+

5,004

Percentage 65+

9%

65+ Below Poverty Level

943



Housing Costs Greater Than 30% of Income

1,049



Without a Vehicle

169



At Risk of Social Isolation

8%



Injuries from Falls

214

Social and Economic Characteristics of Older Adults	
Characteristic	Number of Residents
Number of individuals in the workforce	375
Grandparents responsible for grandchildren under age 18 (no age range)	229
Limited English capability	224
Living in a skilled nursing facility (no age range)	165
Has difficulty living independently	801

Data compiled from most recently available years. Unless otherwise noted, all data is for adults 65+.

[Data sources.](#)



Veterans 65+
1,590



AGING WITH DIGNITY
Missouri's Master Plan on Aging

Bureau of Senior Programs
P.O. Box 570
Jefferson City, MO 65102
573.526.4542
Health.Mo.Gov/aging

MISSOURI AGING PROFILE PUTNAM COUNTY

Life Expectancy

75.9



Adults 65+

1,187

Percentage 65+

25%

65+ Below Poverty Level

34



Housing Costs Greater Than 30% of Income

96



Without a Vehicle

64



At Risk of Social Isolation

76%




Injuries from Falls

37

Social and Economic Characteristics of Older Adults	
Characteristic	Number of Residents
Number of individuals in the workforce	209
Grandparents responsible for grandchildren under age 18 (no age range)	16
Limited English capability	0
Living in a skilled nursing facility (no age range)	58
Has difficulty living independently	81

Data compiled from most recently available years. Unless otherwise noted, all data is for adults 65+.

[Data sources.](#)



Veterans 65+
209



AGING WITH DIGNITY
Missouri's Master Plan on Aging

Bureau of Senior Programs
P.O. Box 570
Jefferson City, MO 65102
573.526.4542
Health.Mo.Gov/aging

MISSOURI AGING PROFILE RALLS COUNTY

Life Expectancy

78.5



Adults 65+

2,295

Percentage 65+

22%

65+ Below Poverty Level

465



Housing Costs Greater Than 30% of Income

445



Without a Vehicle

21



At Risk of Social Isolation

32%



Injuries from Falls

42

Social and Economic Characteristics of Older Adults

Characteristic	Number of Residents
Number of individuals in the workforce	412
Grandparents responsible for grandchildren under age 18 (no age range)	79
Limited English capability	0
Living in a skilled nursing facility (no age range)	66
Has difficulty living independently	272

Data compiled from most recently available years. Unless otherwise noted, all data is for adults 65+.

[Data sources.](#)



Veterans 65+
419



AGING WITH DIGNITY
Missouri's Master Plan on Aging

Bureau of Senior Programs
P.O. Box 570
Jefferson City, MO 65102
573.526.4542
Health.Mo.Gov/aging

MISSOURI AGING PROFILE

RANDOLPH COUNTY

Life Expectancy

75.5



Adults 65+

4,168

Percentage 65+

17%

65+ Below Poverty Level

400



Housing Costs Greater Than 30% of Income

662



Without a Vehicle

230



At Risk of Social Isolation

40%



Injuries from Falls

264

Social and Economic Characteristics of Older Adults	
Characteristic	Number of Residents
Number of individuals in the workforce	434
Grandparents responsible for grandchildren under age 18 (no age range)	181
Limited English capability	13
Living in a skilled nursing facility (no age range)	350
Has difficulty living independently	674

Data compiled from most recently available years. Unless otherwise noted, all data is for adults 65+.

[Data sources.](#)



Veterans 65+

557



AGING WITH DIGNITY
Missouri's Master Plan on Aging


Bureau of Senior Programs
P.O. Box 570
Jefferson City, MO 65102
573.526.4542
Health.Mo.Gov/aging

MISSOURI AGING PROFILE

RAY COUNTY

Life Expectancy

75.8



Adults 65+

4,293

Percentage 65+

19%

65+ Below Poverty Level

312



Housing Costs Greater Than 30% of Income

440



Without a Vehicle

120



At Risk of Social Isolation

34%



Injuries from Falls


263

Social and Economic Characteristics of Older Adults

Characteristic	Number of Residents
Number of individuals in the workforce	699
Grandparents responsible for grandchildren under age 18 (no age range)	221
Limited English capability	26
Living in a skilled nursing facility (no age range)	163
Has difficulty living independently	488

Data compiled from most recently available years. Unless otherwise noted, all data is for adults 65+.

[Data sources.](#)



Veterans 65+

638



AGING WITH DIGNITY
Missouri's Master Plan on Aging

Bureau of Senior Programs
P.O. Box 570
Jefferson City, MO 65102
573.526.4542
Health.Mo.Gov/aging

MISSOURI AGING PROFILE

REYNOLDS COUNTY

Life Expectancy

74.3



Adults 65+

1,437

Percentage 65+

24%

65+ Below Poverty Level

142



Housing Costs Greater Than 30% of Income

117



Without a Vehicle

65



At Risk of Social Isolation

85%



Injuries from Falls


92

Social and Economic Characteristics of Older Adults

Characteristic	Number of Residents
Number of individuals in the workforce	210
Grandparents responsible for grandchildren under age 18 (no age range)	13
Limited English capability	0
Living in a skilled nursing facility (no age range)	94
Has difficulty living independently	354

Data compiled from most recently available years. Unless otherwise noted, all data is for adults 65+.

[Data sources.](#)



Veterans 65+

332



AGING WITH DIGNITY
Missouri's Master Plan on Aging

Bureau of Senior Programs
P.O. Box 570
Jefferson City, MO 65102
573.526.4542
Health.Mo.Gov/aging

MISSOURI AGING PROFILE RIPLEY COUNTY

Life Expectancy

73.2



Adults 65+

2,149

Percentage 65+

20%

65+ Below Poverty Level

401



Housing Costs Greater Than 30% of Income

283



Without a Vehicle

96



At Risk of Social Isolation

92%



Injuries from Falls

174

Social and Economic Characteristics of Older Adults

Characteristic	Number of Residents
Number of individuals in the workforce	194
Grandparents responsible for grandchildren under age 18 (no age range)	213
Limited English capability	2
Living in a skilled nursing facility (no age range)	0
Has difficulty living independently	423

Data compiled from most recently available years. Unless otherwise noted, all data is for adults 65+.

[Data sources.](#)



Veterans 65+

369



AGING WITH DIGNITY
Missouri's Master Plan on Aging

Bureau of Senior Programs
P.O. Box 570
Jefferson City, MO 65102
573.526.4542
Health.Mo.Gov/aging

MISSOURI AGING PROFILE

SALINE COUNTY



Life Expectancy

76.5

Adults 65+

4,064

Percentage 65+

18%

65+ Below Poverty Level

293



Housing Costs Greater Than 30% of Income

515



Without a Vehicle

143



At Risk of Social Isolation

51%



Injuries from Falls

268

Social and Economic Characteristics of Older Adults	
Characteristic	Number of Residents
Number of individuals in the workforce	686
Grandparents responsible for grandchildren under age 18 (no age range)	367
Limited English capability	102
Living in a skilled nursing facility (no age range)	244
Has difficulty living independently	542

Data compiled from most recently available years. Unless otherwise noted, all data is for adults 65+. [Data sources.](#)



Veterans 65+

513



AGING WITH DIGNITY
Missouri's Master Plan on Aging

Bureau of Senior Programs
P.O. Box 570
Jefferson City, MO 65102
573.526.4542
Health.Mo.Gov/aging

MISSOURI AGING PROFILE

SCHUYLER COUNTY



Life Expectancy

76.9

Adults 65+

779

Percentage 65+

19%

65+ Below Poverty Level

99



Housing Costs Greater Than 30% of Income

77



Without a Vehicle

39



At Risk of Social Isolation

57%



Injuries from Falls

29

Social and Economic Characteristics of Older Adults

Characteristic	Number of Residents
Number of individuals in the workforce	134
Grandparents responsible for grandchildren under age 18 (no age range)	40
Limited English capability	0
Living in a skilled nursing facility (no age range)	46
Has difficulty living independently	129

Data compiled from most recently available years. Unless otherwise noted, all data is for adults 65+.

[Data sources.](#)



Veterans 65+

154



AGING WITH DIGNITY
Missouri's Master Plan on Aging

Bureau of Senior Programs
P.O. Box 570
Jefferson City, MO 65102
573.526.4542
Health.Mo.Gov/aging

MISSOURI AGING PROFILE

SCOTLAND COUNTY

Life Expectancy

79.2



Adults 65+

872

Percentage 65+

19%

65+ Below Poverty Level

61



Housing Costs Greater Than 30% of Income

99



Without a Vehicle

22



At Risk of Social Isolation

51%



Injuries from Falls

68

Social and Economic Characteristics of Older Adults

Characteristic	Number of Residents
Number of individuals in the workforce	223
Grandparents responsible for grandchildren under age 18 (no age range)	14
Limited English capability	6
Living in a skilled nursing facility (no age range)	62
Has difficulty living independently	84

Data compiled from most recently available years. Unless otherwise noted, all data is for adults 65+.

[Data sources.](#)



Veterans 65+

102



AGING WITH DIGNITY
Missouri's Master Plan on Aging

Bureau of Senior Programs
P.O. Box 570
Jefferson City, MO 65102
573.526.4542
Health.Mo.Gov/aging

MISSOURI AGING PROFILE SCOTT COUNTY



Life Expectancy

74.4

Adults 65+

6,956

Percentage 65+

18%

65+ Below Poverty Level

870



Housing Costs Greater Than 30% of Income

1,099



Without a Vehicle

370



At Risk of Social Isolation

51%



Injuries from Falls

437

Social and Economic Characteristics of Older Adults

Characteristic	Number of Residents
Number of individuals in the workforce	1,187
Grandparents responsible for grandchildren under age 18 (no age range)	643
Limited English capability	1
Living in a skilled nursing facility (no age range)	300
Has difficulty living independently	1,096

Data compiled from most recently available years. Unless otherwise noted, all data is for adults 65+.

[Data sources.](#)



Veterans 65+
1,115



AGING WITH DIGNITY
Missouri's Master Plan on Aging

Bureau of Senior Programs
P.O. Box 570
Jefferson City, MO 65102
573.526.4542
Health.Mo.Gov/aging

MISSOURI AGING PROFILE

SHANNON COUNTY

Life Expectancy

74.2



Adults 65+

1,615

Percentage 65+

23%

65+ Below Poverty Level

251



Housing Costs Greater Than 30% of Income

232



Without a Vehicle

70



At Risk of Social Isolation

78%



Injuries from Falls


64

Social and Economic Characteristics of Older Adults

Characteristic	Number of Residents
Number of individuals in the workforce	154
Grandparents responsible for grandchildren under age 18 (no age range)	61
Limited English capability	0
Living in a skilled nursing facility (no age range)	45
Has difficulty living independently	208

Data compiled from most recently available years. Unless otherwise noted, all data is for adults 65+.

[Data sources.](#)



Veterans 65+

305



AGING WITH DIGNITY
Missouri's Master Plan on Aging

Bureau of Senior Programs
P.O. Box 570
Jefferson City, MO 65102
573.526.4542
Health.Mo.Gov/aging

MISSOURI AGING PROFILE

SHELBY COUNTY

Life Expectancy

77.9



Adults 65+

1,301

Percentage 65+

22%

65+ Below Poverty Level

212



Housing Costs Greater Than 30% of Income

154



Without a Vehicle

64



At Risk of Social Isolation

59%



Injuries from Falls

51

Social and Economic Characteristics of Older Adults	
Characteristic	Number of Residents
Number of individuals in the workforce	224
Grandparents responsible for grandchildren under age 18 (no age range)	36
Limited English capability	0
Living in a skilled nursing facility (no age range)	97
Has difficulty living independently	192

Data compiled from most recently available years. Unless otherwise noted, all data is for adults 65+.

[Data sources.](#)



Veterans 65+

260



AGING WITH DIGNITY
Missouri's Master Plan on Aging

Bureau of Senior Programs
P.O. Box 570
Jefferson City, MO 65102
573.526.4542
Health.Mo.Gov/aging

MISSOURI AGING PROFILE

ST. CHARLES COUNTY

Life Expectancy

79.6



Adults 65+

65,171

Percentage 65+

16%

65+ Below Poverty Level

3,124



Housing Costs Greater Than 30% of Income

11,440



Without a Vehicle

2,950



At Risk of Social Isolation

16%



Injuries from Falls

2,993

Social and Economic Characteristics of Older Adults

Characteristic	Number of Residents
Number of individuals in the workforce	11,869
Grandparents responsible for grandchildren under age 18 (no age range)	1,849
Limited English capability	824
Living in a skilled nursing facility (no age range)	1,876
Has difficulty living independently	6,930

Data compiled from most recently available years. Unless otherwise noted, all data is for adults 65+.

[Data sources.](#)



Veterans 65+
11,880



AGING WITH DIGNITY
Missouri's Master Plan on Aging

Bureau of Senior Programs
P.O. Box 570
Jefferson City, MO 65102
573.526.4542
Health.Mo.Gov/aging

MISSOURI AGING PROFILE

ST. CLAIR COUNTY



Life Expectancy

77.4

Adults 65+

2,439

Percentage 65+

26%

65+ Below Poverty Level

346



Housing Costs Greater Than 30% of Income

393



Without a Vehicle

84



At Risk of Social Isolation

85%



Injuries from Falls

102

Social and Economic Characteristics of Older Adults	
Characteristic	Number of Residents
Number of individuals in the workforce	415
Grandparents responsible for grandchildren under age 18 (no age range)	194
Limited English capability	19
Living in a skilled nursing facility (no age range)	69
Has difficulty living independently	287

Data compiled from most recently available years. Unless otherwise noted, all data is for adults 65+.

[Data sources.](#)



Veterans 65+

444



AGING WITH DIGNITY
Missouri's Master Plan on Aging

Bureau of Senior Programs
P.O. Box 570
Jefferson City, MO 65102
573.526.4542
Health.Mo.Gov/aging

MISSOURI AGING PROFILE

ST. FRANCOIS COUNTY

Life Expectancy

73.8



Adults 65+

11,293

Percentage 65+

17%

65+ Below Poverty Level

1,287



Housing Costs Greater Than 30% of Income

1,801



Without a Vehicle

540



At Risk of Social Isolation

32%



Injuries from Falls


864

Social and Economic Characteristics of Older Adults

Characteristic	Number of Residents
Number of individuals in the workforce	1,161
Grandparents responsible for grandchildren under age 18 (no age range)	943
Limited English capability	27
Living in a skilled nursing facility (no age range)	651
Has difficulty living independently	1,736

Data compiled from most recently available years. Unless otherwise noted, all data is for adults 65+.

[Data sources.](#)



Veterans 65+

2,081



AGING WITH DIGNITY
Missouri's Master Plan on Aging

Bureau of Senior Programs
P.O. Box 570
Jefferson City, MO 65102
573.526.4542
Health.Mo.Gov/aging

MISSOURI AGING PROFILE

ST. LOUIS COUNTY



Life Expectancy

77.2

Adults 65+

184,287

Percentage 65+

18.4%

65+ Below Poverty Level

12,922



Housing Costs Greater Than 30% of Income

37,720



Without a Vehicle

12,043



At Risk of Social Isolation

43.94%



Injuries from Falls

8,461

Social and Economic Characteristics of Older Adults	
Characteristic	Number of Residents
Number of individuals in the workforce	36,813
Grandparents responsible for grandchildren under age 18 (no age range)	7,089
Limited English capability	5,295
Living in a skilled nursing facility (no age range)	8,143
Has difficulty living independently	22,475

Data compiled from most recently available years. Unless otherwise noted, all data is for adults 65+.

[Data sources.](#)



Veterans 65+
27,941



AGING WITH DIGNITY
Missouri's Master Plan on Aging

Bureau of Senior Programs
P.O. Box 570
Jefferson City, MO 65102
573.526.4542
Health.Mo.Gov/aging

MISSOURI AGING PROFILE

ST. LOUIS CITY

Life Expectancy

73.1



Adults 65+

43,123

Percentage 65+

15%

65+ Below Poverty Level

6,872



Housing Costs Greater Than 30% of Income

11,421



Without a Vehicle

7,358



At Risk of Social Isolation

55%



Injuries from Falls


1,336

Social and Economic Characteristics of Older Adults

Characteristic	Number of Residents
Number of individuals in the workforce	8,785
Grandparents responsible for grandchildren under age 18 (no age range)	2,929
Limited English capability	1,435
Living in a skilled nursing facility (no age range)	1,353
Has difficulty living independently	6,801

Data compiled from most recently available years. Unless otherwise noted, all data is for adults 65+.

[Data sources.](#)



Veterans 65+

6,632



AGING WITH DIGNITY
Missouri's Master Plan on Aging

Bureau of Senior Programs
P.O. Box 570
Jefferson City, MO 65102
573.526.4542
Health.Mo.Gov/aging

MISSOURI AGING PROFILE

STE. GENEVIEVE COUNTY



Life Expectancy

78.7

Adults 65+

3,810

Percentage 65+

21%

65+ Below Poverty Level

391



Housing Costs Greater Than 30% of Income

348



Without a Vehicle

122



At Risk of Social Isolation

30%



Injuries from Falls

141

Social and Economic Characteristics of Older Adults

Characteristic	Number of Residents
Number of individuals in the workforce	409
Grandparents responsible for grandchildren under age 18 (no age range)	351
Limited English capability	23
Living in a skilled nursing facility (no age range)	238
Has difficulty living independently	603

Data compiled from most recently available years. Unless otherwise noted, all data is for adults 65+.

[Data sources.](#)



Veterans 65+

663



AGING WITH DIGNITY
Missouri's Master Plan on Aging

Bureau of Senior Programs
P.O. Box 570
Jefferson City, MO 65102
573.526.4542
Health.Mo.Gov/aging

MISSOURI AGING PROFILE

STODDARD COUNTY

Life Expectancy

75.3



Adults 65+

5,751

Percentage 65+

20%

65+ Below Poverty Level

593



Housing Costs Greater Than 30% of Income

673



Without a Vehicle

118



At Risk of Social Isolation

69%



Injuries from Falls


308

Social and Economic Characteristics of Older Adults

Characteristic	Number of Residents
Number of individuals in the workforce	752
Grandparents responsible for grandchildren under age 18 (no age range)	614
Limited English capability	0
Living in a skilled nursing facility (no age range)	302
Has difficulty living independently	774

Data compiled from most recently available years. Unless otherwise noted, all data is for adults 65+.

[Data sources.](#)



Veterans 65+

1,192



AGING WITH DIGNITY
Missouri's Master Plan on Aging

Bureau of Senior Programs
P.O. Box 570
Jefferson City, MO 65102
573.526.4542
Health.Mo.Gov/aging

MISSOURI AGING PROFILE STONE COUNTY

Life Expectancy

76.3



Adults 65+

9,785

Percentage 65+

31%

65+ Below Poverty Level

1,083



Housing Costs Greater Than 30% of Income

1,474



Without a Vehicle

224



At Risk of Social Isolation

66%



Injuries from Falls


292

Social and Economic Characteristics of Older Adults

Characteristic	Number of Residents
Number of individuals in the workforce	1,250
Grandparents responsible for grandchildren under age 18 (no age range)	266
Limited English capability	13
Living in a skilled nursing facility (no age range)	132
Has difficulty living independently	1,054

Data compiled from most recently available years. Unless otherwise noted, all data is for adults 65+.

[Data sources.](#)



Veterans 65+
2,066



AGING WITH DIGNITY
Missouri's Master Plan on Aging

Bureau of Senior Programs
P.O. Box 570
Jefferson City, MO 65102
573.526.4542
Health.Mo.Gov/aging

MISSOURI AGING PROFILE

SULLIVAN COUNTY

Life Expectancy

75



Adults 65+

1,205

Percentage 65+

20%

65+ Below Poverty Level

98



Housing Costs Greater Than 30% of Income

116



Without a Vehicle

37



At Risk of Social Isolation

44%



Injuries from Falls

67

Social and Economic Characteristics of Older Adults	
Characteristic	Number of Residents
Number of individuals in the workforce	157
Grandparents responsible for grandchildren under age 18 (no age range)	30
Limited English capability	28
Living in a skilled nursing facility (no age range)	90
Has difficulty living independently	140

Data compiled from most recently available years. Unless otherwise noted, all data is for adults 65+.

[Data sources.](#)



Veterans 65+

197



AGING WITH DIGNITY
Missouri's Master Plan on Aging

Bureau of Senior Programs
P.O. Box 570
Jefferson City, MO 65102
573.526.4542
Health.Mo.Gov/aging

MISSOURI AGING PROFILE TANEY COUNTY

Life Expectancy

77.3



Adults 65+

12,549

Percentage 65+

22%

65+ Below Poverty Level

1,193




Housing Costs Greater Than 30% of Income

1,979



Without a Vehicle

569



At Risk of Social Isolation

51%



Injuries from Falls

544

Social and Economic Characteristics of Older Adults	
Characteristic	Number of Residents
Number of individuals in the workforce	2,155
Grandparents responsible for grandchildren under age 18 (no age range)	906
Limited English capability	110
Living in a skilled nursing facility (no age range)	274
Has difficulty living independently	1,564

Data compiled from most recently available years. Unless otherwise noted, all data is for adults 65+.

[Data sources.](#)



Veterans 65+
2,466



AGING WITH DIGNITY
Missouri's Master Plan on Aging

Bureau of Senior Programs
P.O. Box 570
Jefferson City, MO 65102
573.526.4542
Health.Mo.Gov/aging

MISSOURI AGING PROFILE TEXAS COUNTY

Life Expectancy

75.3



Adults 65+

5,194

Percentage 65+

21%

65+ Below Poverty Level

769



Housing Costs Greater Than 30% of Income

958



Without a Vehicle

287



At Risk of Social Isolation

61%




Injuries from Falls

236

Social and Economic Characteristics of Older Adults	
Characteristic	Number of Residents
Number of individuals in the workforce	783
Grandparents responsible for grandchildren under age 18 (no age range)	202
Limited English capability	22
Living in a skilled nursing facility (no age range)	186
Has difficulty living independently	671

Data compiled from most recently available years. Unless otherwise noted, all data is for adults 65+.

[Data sources.](#)



Veterans 65+
1,075



AGING WITH DIGNITY
Missouri's Master Plan on Aging

Bureau of Senior Programs
P.O. Box 570
Jefferson City, MO 65102
573.526.4542
Health.Mo.Gov/aging

MISSOURI AGING PROFILE

VERNON COUNTY

Life Expectancy

76.5



Adults 65+

3,978

Percentage 65+

20%

65+ Below Poverty Level

329



Housing Costs Greater Than 30% of Income

441



Without a Vehicle

247



At Risk of Social Isolation

50%



Injuries from Falls

217

Social and Economic Characteristics of Older Adults

Characteristic	Number of Residents
Number of individuals in the workforce	842
Grandparents responsible for grandchildren under age 18 (no age range)	153
Limited English capability	51
Living in a skilled nursing facility (no age range)	279
Has difficulty living independently	518

Data compiled from most recently available years. Unless otherwise noted, all data is for adults 65+.

[Data sources.](#)



Veterans 65+

494



AGING WITH DIGNITY
Missouri's Master Plan on Aging

Bureau of Senior Programs
P.O. Box 570
Jefferson City, MO 65102
573.526.4542
Health.Mo.Gov/aging

MISSOURI AGING PROFILE

WARREN COUNTY

Life Expectancy

78.6



Adults 65+

6,292

Percentage 65+

18%

65+ Below Poverty Level

352



Housing Costs Greater Than 30% of Income

738



Without a Vehicle

52



At Risk of Social Isolation

25%



Injuries from Falls

231

Social and Economic Characteristics of Older Adults

Characteristic	Number of Residents
Number of individuals in the workforce	1,122
Grandparents responsible for grandchildren under age 18 (no age range)	241
Limited English capability	0
Living in a skilled nursing facility (no age range)	15
Has difficulty living independently	608

Data compiled from most recently available years. Unless otherwise noted, all data is for adults 65+.

[Data sources.](#)



Veterans 65+
1,561



AGING WITH DIGNITY
Missouri's Master Plan on Aging

Bureau of Senior Programs
P.O. Box 570
Jefferson City, MO 65102
573.526.4542
Health.Mo.Gov/aging

MISSOURI AGING PROFILE

WASHINGTON COUNTY

Life Expectancy

73.1



Adults 65+

3,970

Percentage 65+

17%

65+ Below Poverty Level

402



Housing Costs Greater Than 30% of Income

600



Without a Vehicle

321



At Risk of Social Isolation

46%



Injuries from Falls

199

Social and Economic Characteristics of Older Adults	
Characteristic	Number of Residents
Number of individuals in the workforce	710
Grandparents responsible for grandchildren under age 18 (no age range)	471
Limited English capability	22
Living in a skilled nursing facility (no age range)	136
Has difficulty living independently	785

Data compiled from most recently available years. Unless otherwise noted, all data is for adults 65+.

[Data sources.](#)



Veterans 65+

934



AGING WITH DIGNITY
Missouri's Master Plan on Aging

Bureau of Senior Programs
P.O. Box 570
Jefferson City, MO 65102
573.526.4542
Health.Mo.Gov/aging

MISSOURI AGING PROFILE

WAYNE COUNTY

Life Expectancy

74.4



Adults 65+

2,724

Percentage 65+

25%

65+ Below Poverty Level

459



Housing Costs Greater Than 30% of Income

350



Without a Vehicle

103



At Risk of Social Isolation

94%



Injuries from Falls

137

Social and Economic Characteristics of Older Adults	
Characteristic	Number of Residents
Number of individuals in the workforce	226
Grandparents responsible for grandchildren under age 18 (no age range)	138
Limited English capability	0
Living in a skilled nursing facility (no age range)	95
Has difficulty living independently	712

Data compiled from most recently available years. Unless otherwise noted, all data is for adults 65+.

[Data sources.](#)



Veterans 65+

570



AGING WITH DIGNITY
Missouri's Master Plan on Aging

Bureau of Senior Programs
P.O. Box 570
Jefferson City, MO 65102
573.526.4542
Health.Mo.Gov/aging

MISSOURI AGING PROFILE

WEBSTER COUNTY

Life Expectancy

76.7



Adults 65+

6,143

Percentage 65+

16%

65+ Below Poverty Level

631



Housing Costs Greater Than 30% of Income

736



Without a Vehicle

174



At Risk of Social Isolation

35%



Injuries from Falls


234

Social and Economic Characteristics of Older Adults

Characteristic	Number of Residents
Number of individuals in the workforce	1,054
Grandparents responsible for grandchildren under age 18 (no age range)	571
Limited English capability	58
Living in a skilled nursing facility (no age range)	155
Has difficulty living independently	897

Data compiled from most recently available years. Unless otherwise noted, all data is for adults 65+.

[Data sources.](#)



Veterans 65+
1,456



AGING WITH DIGNITY
Missouri's Master Plan on Aging

Bureau of Senior Programs
P.O. Box 570
Jefferson City, MO 65102
573.526.4542
Health.Mo.Gov/aging

MISSOURI AGING PROFILE

WORTH COUNTY

Life Expectancy

80.2



Adults 65+

502

Percentage 65+

25%

65+ Below Poverty Level

25



Housing Costs Greater Than 30% of Income

36



Without a Vehicle

21



At Risk of Social Isolation

54%



Injuries from Falls

21

Social and Economic Characteristics of Older Adults

Characteristic	Number of Residents
Number of individuals in the workforce	59
Grandparents responsible for grandchildren under age 18 (no age range)	1
Limited English capability	0
Living in a skilled nursing facility (no age range)	35
Has difficulty living independently	44

Data compiled from most recently available years. Unless otherwise noted, all data is for adults 65+.

[Data sources.](#)

Veterans 65+

83



AGING WITH DIGNITY
Missouri's Master Plan on Aging

Bureau of Senior Programs
P.O. Box 570
Jefferson City, MO 65102
573.526.4542
Health.Mo.Gov/aging

MISSOURI AGING PROFILE WRIGHT COUNTY

Life Expectancy

74.1



Adults 65+

3,682

Percentage 65+

20%

65+ Below Poverty Level

500



Housing Costs Greater Than 30% of Income

490



Without a Vehicle

129



At Risk of Social Isolation

57%



Injuries from Falls

144

Social and Economic Characteristics of Older Adults	
Characteristic	Number of Residents
Number of individuals in the workforce	364
Grandparents responsible for grandchildren under age 18 (no age range)	151
Limited English capability	5
Living in a skilled nursing facility (no age range)	119
Has difficulty living independently	601

Data compiled from most recently available years. Unless otherwise noted, all data is for adults 65+.

[Data sources.](#)



Veterans 65+
668



AGING WITH DIGNITY
Missouri's Master Plan on Aging

Bureau of Senior Programs
P.O. Box 570
Jefferson City, MO 65102
573.526.4542
Health.Mo.Gov/aging

MISSOURI AGING PROFILE

MISSOURI

Life Expectancy

76.6



Adults 65+

1,062,483

Percentage 65+

17%

65+ Below Poverty Level

97,505



Housing Costs Greater Than 30% of Income

186,240



Without a Vehicle

61,987



At Risk of Social Isolation

56%



Injuries from Falls

50,080

Social and Economic Characteristics of Older Adults

Characteristic	Number of Residents
Number of individuals in the workforce	185,896
Grandparents responsible for grandchildren under age 18 (no age range)	52,226
Limited English capability	15,678
Living in a skilled nursing facility (no age range)	44,059
Has difficulty living independently	136,179

Data compiled from most recently available years. Unless otherwise noted, all data is for adults 65+.

[Data sources.](#)



Veterans 65+

187,019



AGING WITH DIGNITY
Missouri's Master Plan on Aging

Bureau of Senior Programs
P.O. Box 570
Jefferson City, MO 65102
573.526.4542
Health.Mo.Gov/aging