

Level One Nursing Facility Pre-Admission Screening for Mental Illness/ Intellectual Disability or Related Condition

DHSS/COMRU

November 2022

Key Points

- The new process is now automated – the link to complete the application will be located on COMRU's webpage: <https://health.mo.gov/seniors/nursinghomes/pasrr.php>
- The Level One Nursing Facility Pre-Admission Screening for Mental Illness, Intellectual Disability, or Related Condition (Level One Form) replaces the previous DA 124 C form.
- This new application will be required for any individual seeking admission into a Medicaid certified bed in a nursing facility on or after October 31, 2021.
- The automated system will give the submitter a Return Code that is unique to each individual application. Please ensure the submitter writes down this code as it will be utilized throughout the process.

Objectives

- The participants will receive information regarding the background reason for PASRR.
- The participants will be able to submit the online application (Level I form / Level of Care form)
- The participants will be able to identify what triggers a Level 2 screening.
- The participants will be able to access the status of the online process, including corrections and completion.

PASRR (Level 2 Screening)

- Federal Regulation

483.102 (a) This subpart applies to the screening or reviewing of all individuals with Mental Illness or Intellectual Disability who apply to or reside in Medicaid certified NFs regardless of the source of payment for the NF services, and regardless of the individual's or resident's known diagnosis.

PASRR (Level 2 Screening)

- PASRR is a federal requirement to help ensure that individuals are not inappropriately placed in nursing home for long term care. PASRR requires that Medicaid-certified nursing facilities:
 1. Evaluate all applicants for serious mental illness (SMI) and/or intellectual disability (ID)
 2. Offered all applicants the most appropriate setting for their needs (in the community, a nursing facility, or acute care setting)
 3. Provide all applicants the serves they need in those settings.

PASRR (Level 2 Screening)

- The PASRR process requires that all applicants to Medicaid-certified nursing facilities be given a preliminary assessment to determine whether they might have SMI or ID. This is called a "Level I screen." Those individuals who test positive at Level I are then evaluated in depth, called "Level II" PASRR. The results of this evaluation result in a determination of need, determination of appropriate setting, and a set of recommendations for services to inform the individual's plan of care.

When should an application submitted to COMRU?

- All client's entering/residing in a Medicaid certified bed must have a Level One Form completed.
- An application does not need to be submitted to COMRU if the client is not applying for Medicaid or does not trigger a Level 2 screening (per Level One Form).





If the client later applies for Medicaid or triggers a Level 2 screening, a new online application must be completed and submitted to COMRU.


Section A. Individual Identifying Information



Missouri Department of Health & Senior Services


Section A. Individual Identifying Information

Last Name:	<input type="text"/>	First Name:	<input type="text"/>
Middle Initial:	<input type="text"/>	Suffix	<input type="text"/>
DCN (Medicaid Number):	<input type="text" value="12345678"/> <small>8 characters remaining</small>	SSN Number:	<input type="text" value="xxx-xx-xxxx (must include dashes)"/>
Date of Birth:	<input type="text" value="mm-dd-yyyy"/>  M-D-Y	Race:	<input type="text"/> 
Gender:	<input type="text"/> 	Education Level:	<input type="text"/> 
Occupation:	<input type="text" value="Prior to Retired or Disabled"/>		

- 
- Individual's First and Last Name
This should be the individual's **legal name**
 - Suffix
Examples include: "Sr.," "Jr.," or "I, II, III"
 - DCN (aka Medicaid Number)
This is an eight digit number
If the individual has not yet applied for Medicaid, this field should be left blank.
 - Date of Birth
This is entered in a "mm-dd-yyyy" format
 - SSN Number
Dashes must be entered between numbers "XXX- XX-XXXX"
 - Occupation
This would be the occupation prior to the individual becoming disabled or retired
If the individual never worked indicate "never worked"

Section B. Individual's Contact Information

Section B. Individual's Contact Information			
Previous Residence Type			
<input type="text" value=""/>			
Street Address			
<input type="text" value="1234 North West Street"/>			
City	State	Zip Code	
<input type="text" value=""/>	<input type="text" value=""/>	<input type="text" value=""/>	
Legal Guardian or Designated Contact Person Information			
<i>* must provide value</i>			
<input type="radio"/> None <input type="radio"/> Legal Guardian <input type="radio"/> Designated Contact Person			
reset			
First Name	Last Name	Relationship	
<input type="text" value=""/>	<input type="text" value=""/>	<input type="text" value=""/>	
E-mail			
<input type="text" value=""/>			
Street Address			
<input type="text" value=""/>			
City	State	Zip	Telephone Number
<input type="text" value=""/>	<input type="text" value=""/>	<input type="text" value=""/>	<input type="text" value=""/>




➤ Previous Residence Type

What type of setting was the Individual residing **prior** to this admission?

There is a drop down menu with the following options:

- Home / Facility Residence
- RCF (Residential Care Facility)
- ICF (Intermediate Care Facility)
- SNF (Skilled Nursing Facility)
- ALF (Assisted Living Facility)
- ICF-IID (Intermediate Care Facility for Individuals with Intellectual Disability)
- DMH Group Home / Individualized Supported Living
- DMH Psychiatric Hospital and Facilities
- Homeless / Shelter
- Incarcerated

➤ Provide Address of the Previous Residence Type

- 
- Legal Guardian or Designated Contact Person Information
 - If “None” is marked, the requested fields for the Legal/Guardian or Designated Contact information will disappear
 - If the individual has a **Legal Guardian**, please provide the requested information. This email will be used as the primary mode of providing letters and reports to the legal guardian. These records will be sent via an encrypted email. The email address is a required field on the application.

Section C. Referring Individual Completing Application

Section C. Referring Individual Completing Application	
First Name <input type="text"/>	Last Name <input type="text"/>
Position/Title <input type="text"/>	Type of Entity <input type="text" value="v"/>
Name of Entity <input type="text"/>	Telephone Number <input type="text"/>
Email Address <input type="text"/>	Fax Number <input type="text"/>

- This is the identifying information of the person completing the application prior to the physician's signature.

Section D. Level One Screening Criteria for Serious Mental Illness

Section D. Level One Screening Criteria for Serious Mental Illness

1. Does the individual show any signs or symptoms of a Major Mental Illness? Yes No

Signs/Symptoms:

Please do not provide diagnosis

Expand

- Please provide the signs and symptoms that the individual is displaying. Diagnoses are not accepted.

Section D. Level One Screening Criteria for Serious Mental Illness

2. Does the individual have a current, suspected, or history of a Major Mental Illness as defined by the Diagnostic & Statistical Manual of Mental Disorders (DSM) current edition? Yes No
(Please refer to the Physician order/report and indicate ALL Major Mental Illness diagnosis)

<input type="checkbox"/> Schizophrenia	<input type="checkbox"/> Schizoaffective Disorder	<input type="checkbox"/> Bipolar Disorder
<input type="checkbox"/> Psychotic Disorder	<input type="checkbox"/> Major Depressive Disorder	<input type="checkbox"/> Obsessive-Compulsive Disorder
<input type="checkbox"/> Dysthymic Disorder	<input type="checkbox"/> Panic Disorder	<input type="checkbox"/> PTSD
<input type="checkbox"/> Conversion Disorder	<input type="checkbox"/> Personality Disorder	<input type="checkbox"/> Mood Disorder
<input type="checkbox"/> Somatic Symptom Disorder	<input type="checkbox"/> Dissociative Identity Disorder	<input type="checkbox"/> Anorexia Nervosa or other eating disorders
<input type="checkbox"/> Anxiety Disorder	<input type="checkbox"/> Delusional Disorder	
<input checked="" type="checkbox"/> Other Mental Disorder in the DSM	<input type="text"/>	

- Please refer to the Physician's orders, History and Physical, and other supporting documentation to ensure that all the individual diagnoses are indicated on the application.
- The submitter is able to mark more than one diagnosis.
- If the diagnosis is not listed, mark the "Other Mental Disorder in the DSM" box and list the diagnosis in the box. Please list only Major Mental Illness diagnoses.
- A Level 2 screening is **not** automatically indicated if an individual has a Major Mental Illness diagnosis.

Section D. Level One Screening Criteria for Serious Mental Illness

3. Does the individual have any area of impairment due to serious mental illness? Yes No

(Record YES if any of the subcategories below are checked)


None

Interpersonal Functioning:
The individual has serious difficulty interacting appropriately and communicating effectively with other persons, has a possible history of altercations, evictions, unstable employment, fear of strangers, avoidance of interpersonal relationship and social isolation.

Adaptation to Change:
The individual has serious difficulty in adapting to typical changes in circumstances associated with work, school, family, or social interactions, agitation, exacerbated signs and symptoms associated with the illness or withdrawal from situations, self-injurious, self-mutilation, suicidal (ideation, gestures, threats, or attempts), physical violence or threats, appetite disturbance, delusions, hallucinations, serious loss of interest, tearfulness, irritability, or requires intervention by mental health or judicial system.

Concentration/Persistence/and Pace:
The individual has serious difficulty in sustaining focused attention for a long enough period to permit the completion of tasks commonly found in work settings or in work-like structured activities occurring in school or home settings, difficulties in concentration, inability to complete simple tasks within an established time period, makes frequent errors or requires assistance in the completion of these tasks.

- The submitter must choose at least one of the four categories.
- The submitter can choose more than 1 of the 3 categories (Interpersonal Functioning, Adaptation to Change and Concentration/Persistence and Pace) if applicable.

- 
- Adaptation to Change:
Requires intervention by mental health or judicial system

Is the individual currently receiving services in the community through Comprehensive Psychiatric Services (CPS – DMH)? If the individual is receiving services, this category would be marked.

- A Level 2 screening would be indicated if any of the three categories are marked and Dementia is not the primary mental illness diagnosis

Section D. Level One Screening Criteria for Serious Mental Illness

4. Within the last 2 years, has the individual:

Yes No

(Record YES if Either/Both of the two subcategories below are checked)

- Experienced one psychiatric treatment episode that was more intensive than routine follow-up care (e.g. had inpatient psychiatric care; was referred to a mental health crisis/screening center; has attended partial care/hospitalization or has received Program of Assertive Community Treatment (PACT) or Integrated Case Management Services); and/or
- Due to mental illness, experienced at least one episode of significant disruption to the normal living situation requiring supportive services to maintain functioning while living in the community or intervention by housing or law enforcement officials?

Check yes, if treatment history for the past two years is unknown or treatment was unavailable but otherwise appropriate to consider individual positive for serious mental illness.

Section D. Level One Screening Criteria for Serious Mental Illness

- If treatment history for the past two years is unknown or treatment was unavailable but otherwise appropriate to consider the individual is positive for serious mental illness. Examples might include (not an exclusive list):
 - The individual went to the hospital and no psychiatric beds were available so the individual was not admitted to the psychiatric unit even though the client was having an episode. Instead, the individual stabilized on the medical floor.
 - The facility does not know whether or not the individual has had an inpatient stay due to the individual being a poor historian.
- A Level 2 screening would be indicated if this question is marked “Yes” and Dementia is **not** the primary mental illness diagnosis

Section D. Level One Screening Criteria for Serious Mental Illness

5. Does the individual have a substance related disorder? Yes No

Is the need for a skilled nursing facility placement associated with substance abuse? Yes No

When did the most recent substance abuse occur?

N/A 1-30 days 31-90 days Unknown


- Must be a documented diagnosis of current substance use **or** history of substance abuse
- A Level 2 screening is not automatically indicated if an individual has a substance related disorder

Section D. Level One Screening Criteria for Serious Mental Illness

6. Does the individual have a diagnosis of Major Neurocognitive Disorder (MNCD) i.e., [dementia or Alzheimer's](#)? Yes No

Has the Physician documented MNCD as the primary diagnosis OR that MNCD is more progressed than a co-occurring mental illness diagnosis? (Provide documentation if answered yes) Yes No N/A

Were any of the following criteria used to establish the basis for the MNCD: Yes No N/A

Standardized Mental Status Exam (type)	Date Completed	Score
<input type="text" value="v"/>	<input type="text" value="mm-dd-yyyy"/>  M-D-Y	<input type="text"/>
<input type="checkbox"/> Neurological Exam		
<input type="checkbox"/> History and Symptoms		
<input type="checkbox"/> Other Diagnostics:		

Specify:

[Expand](#)

- If the individual does not have a diagnosis of Major Neurocognitive Disorder (MNCD) the additional questions in this section will disappear when answered "No".
- If the individual does have a diagnosis MNCD, then the following questions are required and should be completed to support the primary mental illness diagnosis.

Section E. Level One Screening Criteria for Intellectual Disability or Related Condition

Section E. Level One Screening Criteria for Intellectual Disability or Related Condition

1. Is the individual known or suspected to have a diagnosis of Intellectual Disability that originated prior to age 18? Yes No

If Yes, indicated diagnosis:

- If “Yes”, does the individual have a Mild, Moderate, Severe, Profound, or Unspecified Intellectual Disability
- Related Conditions are not listed in this field

Section E. Level One Screening Criteria for Intellectual Disability or Related Condition

2a. Does the individual have a suspected diagnosis or history of an Intellectual Disability/Related Condition? Yes No
(Please refer to the Physician order/report and indicate ALL Intellectual Disability Related Conditions)

<input type="checkbox"/> Autism	<input type="checkbox"/> Cerebral Palsy (CP)	<input checked="" type="checkbox"/> Epilepsy/Seizure/Convulsions
<input type="checkbox"/> Head Injury/Traumatic Brain Injury (TBI)	<input type="checkbox"/> Down Syndrome	<input type="checkbox"/> Spina Bifida
<input type="checkbox"/> Prader-Willi Syndrome	<input type="checkbox"/> Deaf or Blind	<input type="checkbox"/> Muscular Dystrophy
<input type="checkbox"/> Fetal Alcohol Syndrome	<input type="checkbox"/> Paraplegia	<input type="checkbox"/> Quadriplegia

Other Related Conditions:

Additional

- Does the individual have a diagnosis or history of a Related Condition?
If “No” is indicated questions 2b thru 2d will disappear.

If “Yes” is indicated, choose the diagnosis and provide the age of onset in the blank.
If the diagnosis is not listed, click on “Other Related Condition” to type the diagnosis

- Mental Illness is **not** considered a “Related Condition”

Section E. Level One Screening Criteria for Intellectual Disability or Related Condition

2b. Did the Other Related Condition develop before age 22?

Unknown

Yes

No

- Did the Other Related Condition develop before age 22?
(Review the diagnosis and age of onset checked from question 2A)

If “No” is indicated questions 2C and 2D will disappear.

If “Yes” or “Unknown” is indicated, please answer questions 2C and 2D (see next slides)

Section E. Level One Screening Criteria for Intellectual Disability or Related Condition

2c. Likely to continue indefinitely?

Yes No

Section E. Level One Screening Criteria for Intellectual Disability or Related Condition

2d. Results in substantial functional limitation in three or more major life activities?

(Impacted prior to the age of 22)

* must provide value

- No Functional Limitations
- Capacity for Independent Living
- Learning
- Self-Direction
- Self-Care
- Mobility
- Understanding and Use of Language

- Results in substantial functional limitations in three or more major life activities?
 - Reminder: The functional limitation must have impacted the individual **prior to the age of 22**.
- A Level 2 screening would be indicated if the individual has a related condition prior to the age of 22 **and** 3 or more functional limitations.
- To assist with answering the questions in Section E, the submitter might have to ask the individual, guardian, or other sources as to whether or not the individual was receiving Developmental Disability Services (DD – DMH) in the community.

Section F. Special Admission Category

Section F. Special Admission Categories

Special Admission Category instructions: Click to display:

Reset SAC:

1 - Terminal Illness
Expected to result in death in six months or less

2 - Serious Physical Illness
Severe/end stage disease (or physical condition)

3 - Respite Care
*Stays not more than **thirty (30) days** to provide relief for in-home caregivers*

4 - Emergency Provisional Admission
Must be hotlined. *Stays not more than 7 days to protect person from serious physical harm to self and others. Hotline must be reported to the Adult Abuse and Neglect Hotline (1-800-392-0210 or https://apps4.mo.gov/APS_PORTAL/)*

5 - Direct Transfer From a Hospital
*Stays not more than **thirty (30) days** for the condition for which the person is currently receiving hospital care. **Must include the hospital history and physical.***

COVID 19 Waiver
If admitted from the Hospital, provide a copy of History and Physical

Click to display the Covid19 Guidelines

- A Special Admission Category (SAC) is **only** utilized if a individual triggers a Level 2 screening.
- The submitter does not have to choose a SAC for processing.
- SAC numbers 1 thru 5 must be **preapproved** by COMRU prior to admitting to SNF. Failure to preapprove these SACs may result in loss of Medicaid payment.

Section F. Special Admission Category

- The submitter will be able to view the determination of the SAC by logging back into the application (using the unique Return code).
- When SAC #3 or #5 is approved, it is the responsibility of the skilled nursing facility to subsequently notify COMRU via email (COMRU@health.mo.gov) if the individual will exceed the thirty-day special admission stay. In order to avoid loss of Medicaid payment, notice must be made to COMRU within the first 14-20 days of the individual's stay to allow time for the processing of the Level 2 screening.
- If the individual discharges, transfers, or leaves the nursing facility for any reason the SAC is considered completed and a new application request will need to be submitted to COMRU prior to the individual's return to any nursing facility.

Section G. Physician Signature


Send to Physician

Scroll to the bottom and click "Save & Return Later"

Make sure to provide the form URL and Return Code when sending the information.

<https://redcapdrlltc.azurewebsites.net/redcap/surveys/?s=RNMP48LRWY> Record ID: _____

Central Office Use Only (DRL/COMRU)

<p>Client: _____</p> <p><u>Level of Care Determination by DRL Central Office (COMRU)</u></p> <p>Application Submitted to COMRU: _____</p> <p>Application Accepted: _____ Correction: _____</p> <p>Meets level of care: _____</p> <p>Application Type: _____</p>	<p>Point Count</p> <p>There is a mandated 18 point count for SNF placement</p> <p> DHSS COMRU Submitter</p> <p>Signature: _____</p> <p>Date: _____</p>
<p>If Level 2 indicated above:</p> <p>Special Admissions Category: _____ Valid: _____</p> <p>Date Referred to DMH for Level 2 Screening: _____</p> <p>Date Due from DMH: _____</p>	<p>DHSS Determination: _____</p>
<p><u>Level 2 Determination (DMH)</u></p> <p>Mental Illness: _____</p> <p>Intellectual Disability: _____</p> <p>Previous Level 2 Determination: _____</p> <p>Previous Level 2 Screening: _____</p> <p>Application Status: _____</p>	<p><u>Bock Associates</u></p> <p>Level 2 Evaluation</p> <p>_____</p> <p>Level 2 Determination</p> <p>_____</p>

Submit - Ready for Processing by COMRU

Save & Return Later

- Once the Level 1 form has been completed, it is then sent to the Physician for their signature.
- The submitter will need to scroll down to the end of the application and click the "Save and Return Later." button.

Section G. Physician Signature

'Return Code' needed to return ✕

Copy or write down the Return Code below. Without it, you will not be able to return and continue this survey. Once you have the code, click *Close* and follow the other instructions on this page.

Return Code:

Close

Your survey responses were saved!

You have chosen to stop the survey for now and return at a later time to complete it. To return to this survey, you will need both the [survey link](#) and your [return code](#). See the instructions below.

1.) Return Code

A return code is ***required*** in order to continue the survey where you left off. Please write down the value listed below.

Return Code

* The return code will NOT be included in the email below.

2.) Survey link for returning

You may bookmark this page to return to the survey, OR you can have the survey link emailed to you by providing your email address below. For security purposes, **the return code will NOT be included in the email**. If you do not receive the email soon afterward, please check your Junk Email folder.

Send Survey Link

* Your email address will not be stored

Or if you wish, you may continue with this survey again now.

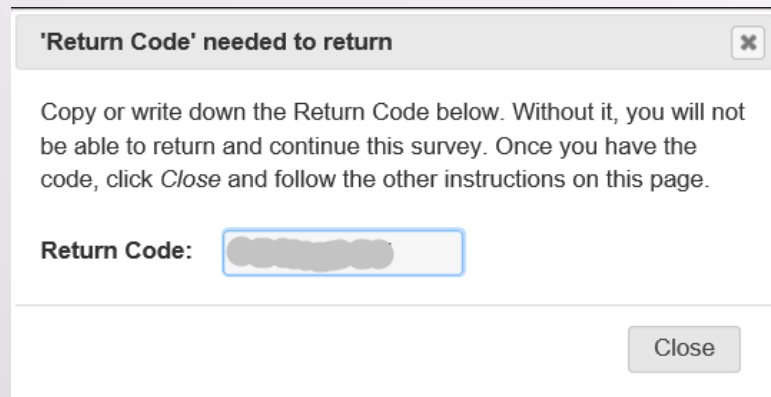
Continue Survey Now

- The submitter will receive a Return Code.

IMPORTANT: Make sure to write the code down as the submitter will need this code to send to the physician. The submitter will utilize this Return Code throughout the process.

- The code is able to be copied and pasted into a computer document if needed.
(Using the mouse – highlight the Return Code and right click, then click on the “copy” option)

Section G. Physician Signature

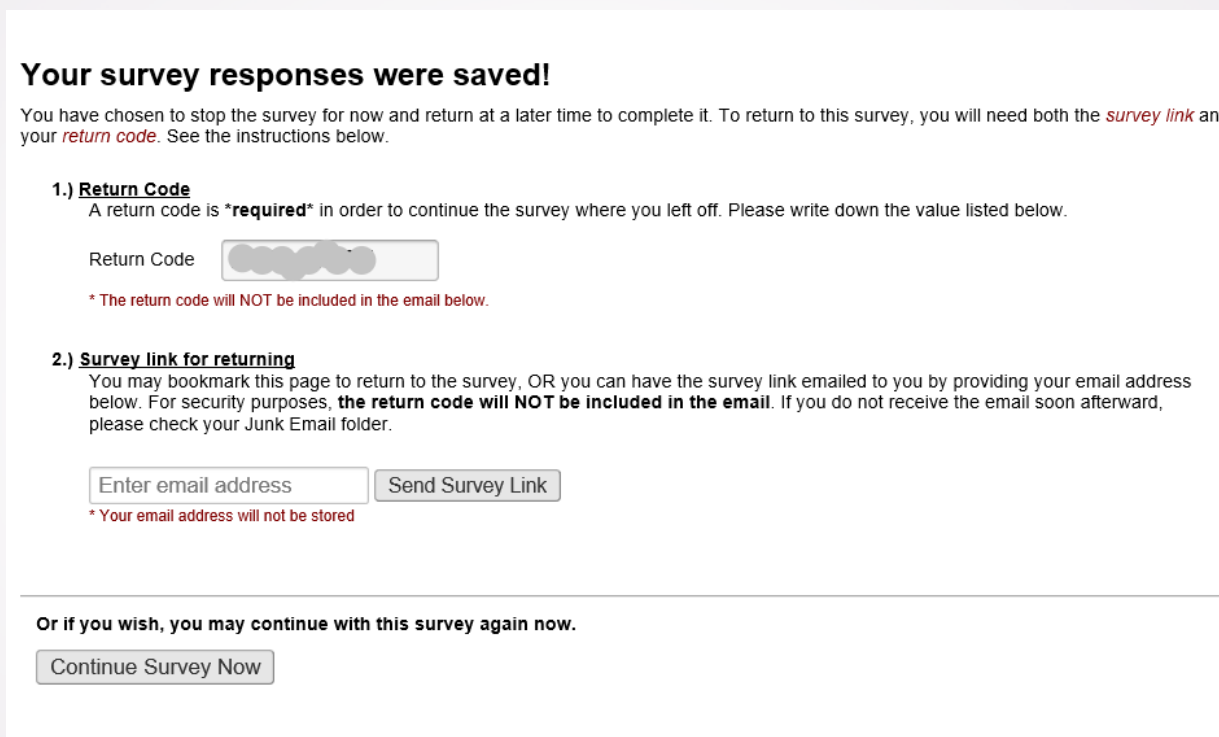


'Return Code' needed to return

Copy or write down the Return Code below. Without it, you will not be able to return and continue this survey. Once you have the code, click *Close* and follow the other instructions on this page.

Return Code:

Close



Your survey responses were saved!

You have chosen to stop the survey for now and return at a later time to complete it. To return to this survey, you will need both the *survey link* and your *return code*. See the instructions below.

1.) Return Code
A return code is ***required*** in order to continue the survey where you left off. Please write down the value listed below.

Return Code

** The return code will NOT be included in the email below.*

2.) Survey link for returning
You may bookmark this page to return to the survey, OR you can have the survey link emailed to you by providing your email address below. For security purposes, **the return code will NOT be included in the email**. If you do not receive the email soon afterward, please check your Junk Email folder.

Enter email address

** Your email address will not be stored*

Or if you wish, you may continue with this survey again now.

- When emailing the physician, it can be completed 2 ways:
 1. When the screen appears, enter the email address and click survey link. A second personal email will need to be sent from the submitter to the physician with the Return Code so they are able to access the application.

Or

- 2. The submitter sends a personal email to the physician with the code and the link to the application. The link to the this application will be located on COMRUs webpage.

Other Information

Level One Nursing Facility Pre-Admission Screening for Mental Illness, Intellectual Disability, or Related Condition

Resize font: [+] [-] [A] [B]

[Returning?](#)

Enable speech

Please complete the form below.

Thank you!

Missouri DHSS Department of Health and Senior Services Missouri Department of Health & Senior Services

Section A. Individual Identifying Information

Last Name:	<input type="text"/>	DCN (Medicaid Number):	<input type="text" value="12345678"/> 8 characters remaining
First Name:	<input type="text"/>	Date of Birth:	<input type="text" value="mm-dd-yyyy"/> <input type="text" value="M-D-Y"/>
Middle Initial:	<input type="text"/>	SSN Number:	<input type="text" value="xxx-xx-xxxx (must include dashes)"/>
Suffix:	<input type="text"/>	Race:	<input type="text"/>
Education Level:	<input type="text"/>	Gender:	<input type="text"/>
Occupation:	<input type="text" value="Prior to Retired or Disabled"/>		

[Returning? Begin where you left off.](#)

If you have already completed part of the survey, you may continue where you left off. All you need is the return code given to you previously. Click the link below to begin entering your return code and continue the survey.

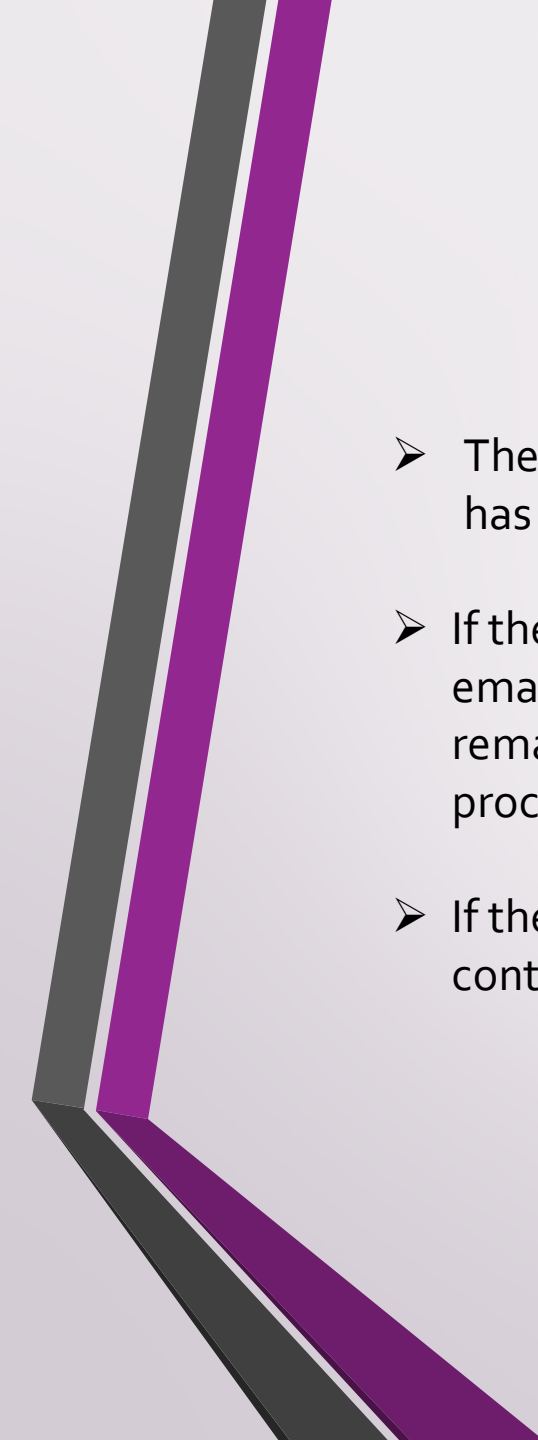
[Continue the survey](#)

Level One Nursing Facility Pre-Admission Screening for Mental Illness, Intellectual Disability, or Related Condition

To continue the survey, please enter the RETURN CODE that was auto-generated for you when you left the survey. Please note that the return code is "not" case sensitive.

[Submit your Return Code](#)

- The physician opens the Application link and clicks on "Returning?". A box will appear and the physician will click on "Continue the survey".
- The physician logs back into the application (using the Return Code).
- When the physician has completed Section G, the physician scrolls to the bottom of the application and clicks "Save and Return Later". The physician can enter the submitter's email address and an email is returned indicating the application has been signed.

- 
- The submitter can also log back into the application (using the Return Code) to verify the Physician has signed/completed the application. This is the same process as the previous slide.
 - If the submitter is a hospital and the application **did not trigger** a Level 2 screening, the hospital can email the Return Code and Application link to the SNF for review. The SNF would complete the remainder of the application (Nursing Facility Level of Care Assessment) and submit to COMRU for processing.
 - If the submitter is a hospital and the application **triggers** a Level 2 screening, the hospital would continue to complete the rest of the application for submission.



Nursing Facility Level of Care Assessment

DHSS/COMRU

November 2022

Key Points

- The new process is now automated – the link to complete the application will be located on COMRU's webpage: <https://health.mo.gov/seniors/nursinghomes/pasrr.php>.
- The Nursing Facility Level of Care Assessment (Level of Care Form) replaces the previous DA 124 A/B form.
- This new application will be required for any individual seeking admission into a Medicaid certified bed in a nursing facility on or after October 31, 2021.
- The automated system will give the submitter a Return Code that is unique to each individual application. Please ensure the submitter writes down this code as it will be utilized throughout the process.
- The LOC point count has changed from 24 points to 18 points
- The assessment criteria for the Level of Care (LOC) has been changed.
- The assessment criteria correlates with the Minimum Data Set (MDS) in most areas.

Section A. Individual Identifying Information

Nursing Facility Level of Care Assessment

Section A. Individual's Identifying Information

Last Name:	_____	First Name:	_____
Middle Initial:	_____	Suffix:	_____
DCN (Medicaid Number):	_____	SSN Number:	_____
Date of Birth:	_____	Race:	_____
Gender:	_____		

- This section is auto-filled based on the information completed on the Level One Nursing Facility Pre-Admission Screening for Mental Illness/ Intellectual Disability or Related Condition (Level One Form). The submitter will need to return to the Level One Form, Section A, if any corrections are required in this section.

Section B. Current Location/Proposed Placement

Section B. Current Location/Proposed Placement

Reason for Submitting Application:

* must provide value

Individual's Current Physical Location:

* must provide value

Name of Proposed Skilled Nursing Facility:

(If Unknown - Leave Blank)

Section B. Current Location/Proposed Placement

Reason for Submitting Application

There is a drop down menu with the following options:

- New Admission or has been out of a SNF greater than 60 days
- Change in Status (MDS)
Select this option if the individual had a previous level 2 screening completed and a significant change MDS has been completed by the SNF or if the individual did not trigger a Level 2 screening on the original application, but now triggers a Level 2 screening.
- Replacement Form
Select this option if the SNF is unable to locate any of the following records:
 - The approved forms (DA 124s) processed prior to 2013.
 - The approved Level 2 screening completed over 1 year ago.
- Redetermination (DMH Requested)
Select this option if the previous Level 2 screening indicates "The following community alternatives to nursing facility services may be considered - Short term NF Level of Services with transitions to community."

Section B. Current Location/Proposed Placement

Reason for Submitting Application

There is a drop down menu with the following options:

➤ Mental Hospital

Client is over the age of 65.

Seeking Medicaid Reimbursement for Mental Hospital Placement.

For Mental Hospital Reimbursement the following should be attached to the online application

1. Psychiatric History
2. Social History
3. Medical Summary
4. Treatment Plan

Please place a comment in Section C (Recent Medical Incidents)

Reiterating the client is seeking Mental Hospital

The 18 point count criteria does not apply to Mental Hospital applications.

Section B. Current Location/Proposed Placement

Individual's Current Physical Location

- Provide the address of where the individual is physically located.
- This would be the address where Bock Associates will conduct the Level 2 screening if indicated.


Name of Proposed Skilled Nursing Facility


- If unknown – Leave blank
- If known – Please enter the correct Licensed Name of the SNF
 - When a SNF name is entered into this field 3 additional fields will appear
Facility ID Number, Admit Date to NF, and Discharge Date from NF

Section B. Current Location/Proposed Placement

Name of Proposed Skilled Nursing Facility:
(Provide the SNF's full name)

Facility ID Number:
 [Facility ID Directory](#)
5 characters remaining

Admit Date to NF:  M-D-Y

Discharge Date From NF:  M-D-Y

- If the Facility ID Number is unknown, click on the “Facility ID Directory” link .
 - This is a required field if the “Name of Proposed Skilled Nursing Facility” is answered.
 - This will link to the Missouri Long Term Care Facility Directory which is updated regularly. The facilities are listed in alphabetical order. In order to prompt the search option, the submitter can “right” click and choose “find”.

- Admit Date to NF and Discharge Date from NF:
 - If the individual has not admitted or discharged, this field is left blank.
 - If the individual admitted and/or discharged, please ensure these dates are accurate as they are linked to the Medicaid Payment.
 - This is entered in a “mm-dd-yyyy” format.

Section C. Recent Medical Incidents

Section C. Recent Medical Incidents (I.E., CVA, Surgery, Fracture, Head Injury, ETC., and Give Dates)

(If the applicant is currently in the hospital or was admitted from the hospital to the SNF, provide the date and reason for hospitalization.)

Expand

- The dates should be provided with the recent medical incidents.
- If the individual is currently in the hospital or admitted from the hospital, provide the date and reason for hospitalization.

Section C. Recent Medical Incidents

Indicate the Diagnoses Relevant to Applicant's Functional and/or Skilled Nursing Needs
(Do not list Diagnosis Codes)

<input type="text"/>	<input type="text"/>	<input type="text"/>
<input type="text"/>	<input type="text"/>	<input type="text"/>
<input type="text"/>	<input type="text"/>	<input type="text"/>
<input type="text"/>	<input type="text"/>	<input type="text"/>

Diagnosis List Attached [Upload file](#)

History and Physical Attached [Upload file](#)

Other Documentation [Upload file](#)

- Diagnosis codes will **not** be accepted.
- The submitter can upload the Physician Order's instead of typing out the diagnoses. The file should be uploaded as a PDF under the "Diagnosis List Attached" link. The submitter can only upload one file in this section.
- The submitter can upload a History and Physical. The file should be uploaded as a PDF under the "History and Physical Attached" link. The Psychiatric Consult , Dementia testing, or other pertinent information can be uploaded here. The submitter can only upload one file in this section. The submitter would need to combine multiple documents to create one file when uploading.

Section D. Assessed Needs

- There are **12 categories** under the Assessed Needs:
Behavioral, Cognition, Mobility, Eating, Toileting, Bathing, Dressing and Grooming, Rehabilitative Services, Treatments, Meal Preparation, Medication Management and Safety
- Each category is **defaulted to 0 pts.**
- The submitter must assess the individual in all categories to ensure an accurate point count.
- Each category has a “Comment” field for any additional information that might not have been captured for this individual in this category. This is **not** a required field.
- All categories (except for Meal Preparation and Medication Management) assessments should correlate with the individual’s MDS.
- Reminder: The State Medical Consultants (SMC) base their point count on the submitted information provided on the application and supporting documentation.

Behavioral:

Behavioral:

- Determine if the applicant or recipient:
 - Receives monitoring for mental condition
 - Exhibits one of the following mood or behavior symptoms - wandering, physical abuse, socially inappropriate or disruptive behavior, inappropriate public sexual behavior, or public disrobing; resists care
 - Exhibits one of the following psychiatric conditions - abnormal thoughts, delusions, hallucinations

Date of the last consult completed by a physician or licensed mental health professional ([This is not a medical consult](#)):

(Blank = None Reported)

Behavioral Symptoms:

	None	Min	Mod	Max
Withdrawn/Depressed	<input type="checkbox"/>	<input type="checkbox"/>	<input type="checkbox"/>	<input type="checkbox"/>
Suspicious/Paranoid	<input type="checkbox"/>	<input type="checkbox"/>	<input type="checkbox"/>	<input type="checkbox"/>
Wanders	<input type="checkbox"/>	<input type="checkbox"/>	<input type="checkbox"/>	<input type="checkbox"/>
Hallucinations/Delusions	<input type="checkbox"/>	<input type="checkbox"/>	<input type="checkbox"/>	<input type="checkbox"/>
Abnormal Thought Process	<input type="checkbox"/>	<input type="checkbox"/>	<input type="checkbox"/>	<input type="checkbox"/>
Aggressive(Physical/Verbal)	<input type="checkbox"/>	<input type="checkbox"/>	<input type="checkbox"/>	<input type="checkbox"/>
Suicidal/Homicidal Ideation	<input type="checkbox"/>	<input type="checkbox"/>	<input type="checkbox"/>	<input type="checkbox"/>
Restraints	<input type="checkbox"/>	<input type="checkbox"/>	<input type="checkbox"/>	<input type="checkbox"/>
Sexually Inappropriate	<input type="checkbox"/>	<input type="checkbox"/>	<input type="checkbox"/>	<input type="checkbox"/>
Controlled with Medications	<input type="checkbox"/>	<input type="checkbox"/>	<input type="checkbox"/>	<input type="checkbox"/>

Comment:

[Expand](#)

- 0 pts** - Stable mental condition **AND** no mood or behavior symptoms observed **AND** no reported psychiatric conditions
- 3 pts** - Stable mental condition monitored by a physician or licensed mental health professional at least monthly **OR** behavior symptoms exhibited in past, but not currently present **OR** psychiatric conditions exhibited in past, but not recently present
- 6 pts** - Unstable mental condition monitored by a physician or licensed mental health professional at least monthly **OR** behavior symptoms are currently exhibited **OR** psychiatric conditions are recently exhibited
- 9 pts** - Unstable mental condition monitored by a physician or licensed mental health professional at least monthly **AND** behavior symptoms are currently exhibited **OR** psychiatric conditions are currently exhibited

Behavioral:

- Date of the last consult completed by a physician or licensed mental health professional
This consult is in reference to the individual's behaviors.
This is not a consult for a medical condition.
- A copy of the consult may be requested if the individual is exhibiting an unstable mental condition.
- Behavioral Symptoms:
Is the individual currently exhibiting these behavioral symptoms?
- The submitter can provide additional information regarding the individual's behaviors in the "comment" field.

Cognition:

Cognition:

- Determine if the applicant or recipient has an issue in one or more of the following areas:
 - Cognitive skills for daily decision making
 - Memory or recall ability (short-term, procedural, situational memory)
 - Disorganized thinking/awareness - mental function varies over the course of the day
 - Ability to understand others or to be understood

Orientation: <input type="checkbox"/> Person <input type="checkbox"/> Place <input type="checkbox"/> Time <input type="checkbox"/> Situation	Memory: <input type="checkbox"/> No Issues With Memory or Recall Ability <input type="checkbox"/> Impaired Short Term Memory <input type="checkbox"/> Impaired Procedural Memory <input type="checkbox"/> Impaired Situational Memory
Level of Supervision: <input type="text" value=""/>	Ability to Make a Path to Safety: <input type="radio"/> No <input type="radio"/> Yes
Hearing Impairment: <input type="radio"/> No <input type="radio"/> Yes	Speech Impairment: <input type="radio"/> No <input type="radio"/> Yes

Comment:

Expand

- 0 pts** - No issues with cognition **AND** no issues with memory, mental function, or ability to be understood/understand others
- 3 pts** - Displays difficulty making decisions in new situations or occasionally requires supervision in decision making **AND** has issues with memory, mental function, or ability to be understood/understand others
- 6 pts** - Displays consistent unsafe/poor decision making requiring reminders, cues or supervision at all times to plan, organize and conduct daily routines **AND** has issues with memory, mental function, or ability to be understood/understand others
- 9 pts** - Rarely or never has the capability to make decisions **OR** displays consistent unsafe/poor decision making or requires total supervision requiring reminders, cues, or supervision at all times to plan, organize, and conduct daily routines **AND** rarely or never understood/able to understand others
- 18 pts** - TRIGGER: No discernible consciousness, coma

Cognition:

- Level of Supervision

There is a drop down menu with the following options:

- 1:1 / Sitter
- 15 minute checks
- 2 hour checks
- 2:1 / Sitter
- Line of Sight
- Video Camera
- Elopement Risk
- 30 minute checks

- If the “Level of Supervision” is not listed, please provide information in the “Comment” field.

- If Major Neurocognitive Disorder is indicated primary on the Level One Form, the information should reflect in this section.

Mobility:

Mobility:

- Determine the applicant or recipient's primary mode of locomotion
- Determine the amount of assistance the applicant or recipient needs with:
 - Locomotion - how moves walking or wheeling, if wheeling how much assistance is needed once in the chair
 - Bed Mobility - transition from lying to sitting, turning, etc.

Comment:

[Expand](#)

- 0 pts** - No assistance needed OR only set up or supervision needed
- 3 pts** - Limited or moderate assistance needed, i.e. applicant or recipient performs more than 50% of tasks independently
- 6 pts** - Maximum assistance needed, i.e. applicant or recipient needs two (2) or more individuals or more than 50% weight-bearing assistance OR total dependent for bed mobility
- 18 pts** - TRIGGER: Applicant or recipient is bedbound OR totally dependent on the others for locomotion

- Points should be given in this section based on a current assessment of the individual's mobility needs

Eating:

Eating:

- Determine the amount of assistance the applicant or recipient needs with eating and drinking. Includes intake of nourishment by other means (e.g. tube feeding or total parenteral nutrition (TPN)).
- Determine if the participant requires a physician ordered therapeutic diet.

Diet Ordered by Physician:

Comment:

[Expand](#)

0 pts - No assistance needed **AND** no physician ordered diet

3 pts - Physician ordered therapeutic diet **OR** set up, supervision, or limited assistance needed with eating

6 pts - Moderate assistance needed with eating, i.e. applicant or recipient performs more than 50% of the task independently

9 pts - Maximum assistance needed with eating, i.e. applicant or recipient requires an individual to perform more than 50% for assistance

18 pts - TRIGGER: Totally dependent on others

- The “Diet Ordered by Physician” is a required field.
- Points should be given in this section based on a current assessment of the individual’s eating needs.

Toileting:

Toileting:

- Determine the amount of assistance the applicant or recipient needs with toileting. Toileting includes: the actual use of the toilet room (or commode, bedpan, or urinal), transferring on/off the toilet, cleansing self, adjusting clothes, managing catheters/ostomies, and managing incontinence episodes.

Comment:

Expand

0 pts - No assistance needed OR only set up or supervision needed

3 pts - Limited or moderate assistance needed, i.e. applicant or recipient performs more than 50% of tasks independently

6 pts - Maximum assistance needed, i.e. applicant or recipient needs two (2) or more individuals, or more than 50% of weight-bearing assistance

9 pts - Total dependence on others

- Points should be given in this section based on a current assessment of the individual's toileting needs

Bathing:

Bathing:

- Determine the amount of assistance the applicant or recipient needs with bathing. Bathing includes: taking a full body bath/shower and the transferring in and out of the bath/shower.

Comment:

Expand

- 0 pts** - No assistance needed OR only set up or supervision needed
- 3 pts** - Limited or moderate assistance needed, i.e. applicant or recipient performs more than 50% of tasks independently
- 6 pts** - Maximum assistance, i.e. applicant or recipient requires two (2) or more individuals, more than 50% of weight-bearing assistance OR total dependence on others

- Points should be given in this section based on a current assessment of the individual's bathing needs

Dressing and Grooming:

Dressing and Grooming:

- Determine the amount of assistance needed by the applicant or recipient to dress, undress, and complete daily grooming tasks

Comment:

[Expand](#)

0 pts - No assistance needed OR only set up or supervision needed

3 pts - Limited or moderate assistance needed, i.e. applicant or recipient performs more than 50% of tasks independently

6 pts - Maximum assistance, i.e. applicant or recipient requires two (2) or more individuals, more than 50% of weight-bearing assistance OR total dependence on others

- Points should be given in this section based on a current assessment of the individual's dressing and grooming needs

Rehabilitative Services:

Rehabilitative Services:

- Determine if the applicant or recipient has the following medically ordered rehabilitative services:
Physical therapy/Occupational therapy/Speech therapy/Cardiac rehabilitation/Audiology

Type of Physician-Ordered Rehabilitative Services:	Frequency (days per week)
<input type="checkbox"/> Physical Therapy	
<input type="checkbox"/> Occupational Therapy	
<input type="checkbox"/> Speech Therapy	
<input type="checkbox"/> Cardiac Rehabilitation	
<input type="checkbox"/> Audiology	

Comment:

Expand

0 pts - None of the above therapies ordered
 3 pts - Any of the above therapies ordered 1 time per week
 6 pts - Any of the above therapies ordered 2-3 times per week
 9 pts - Any of the above therapies ordered 4 times per week

- A “Frequency” field will appear when any of the boxes are marked for Physician-Ordered Rehabilitative Services. The submitter would provide the frequency of the Rehabilitative Service the individual is currently receiving.
- A physician order for “evaluate and treat” will be evaluated as 0 pts.
- If multiple Rehabilitative Services are being received, the submitter would combine their frequency together to assess for a total point count.

Treatments:

Treatments:

- Determine if the applicant or recipient requires any of the following treatments:
 - Catheter/Ostomy care
 - Alternate modes of nutrition (tube feeding, TPN)
 - Suctioning
 - Ventilator/respirator
 - Wound care (skin must be broken)

Type of Physician-Ordered Treatment/Comment:

[Expand](#)

0 pts - None of the above treatments were ordered by the physician

6 pts - One or more of the above treatments were ordered by the physician requiring daily attention by a licensed professional

- Only the treatments **listed above** will be assessed for points in this category.
- The type of Physician-Ordered Treatment **must** be listed to obtain points in this category.

Meal Preparation:

Meal Preparation:

- Determine the amount of assistance the applicant or recipient needs to prepare a meal. This includes planning, assembling ingredients, cooking, and setting out the food and utensils.

Comment:

(This is not based on the SNF providing general dietary services to all individuals)

Expand

- 0 pts** - No assistance needed OR only set up or supervision needed
- 3 pts** - Limited or moderate assistance needed, i.e. applicant or recipient performs more than 50% of tasks
- 6 pts** - Maximum assistance, i.e. an individual performs more than 50% of tasks for the applicant or recipient OR total dependence on others

- This is not based on the SNF providing general dietary services to all individuals.
- The submitter must assess the individual's current ability to prepare their own meals.

Medication Management:

Medication Management:

- Determine the amount of assistance the applicant or recipient needs to safely manage their medications. Assistance may be needed due to a physical or mental disability.

Comment

(This is not based on the SNF providing general medication management services to all individuals)

Expand

0 pts - No assistance needed

3 pts - Set up help needed OR supervision needed OR limited or moderate assistance needed, i.e. applicant or recipient performs more than 50% of tasks

6 pts - Maximum assistance needed, i.e. an individual performs more than 50% of tasks for the applicant or recipient OR total dependence on others


- This is not based on the SNF providing general medication management services to all individuals.
- The submitter must assess the individual's current ability to safely manage their medications.

Safety:

Safety:

- **Determine if the individual exhibits any of the following risk factors:**
 - Vision Impairment
 - Falling
 - Problems with balance. Balance is moving to standing position, turning to face the opposite direction, dizziness, or unsteady gait.
- **After determination of preliminary score, history of institutionalization and age will be considered to determine final score.**
 - Institutionalization in the last 5 years - long-term care facility, mental health residence, psychiatric hospital, inpatient substance abuse, or settings for persons with intellectual disabilities.
 - Aged - 75 years and over

Date of last fall:

 M-D-Y

(Blank = None Reported)

Type of Institutionalization:

(Do not include current SNF admission)

Timeframe or Date Admitted to Institution:

Comment:

Expand

Individual's DoB: _____

Individual's Age:

- 0 pts** - No difficulty or some difficulty with vision **AND** no falls in last 90 days **AND** no recent problems with balance
- 3 pts** - Severe difficulty with vision (sees only lights and shapes) **OR** has fallen in the last 90 days **OR** has current problems with balance **OR** preliminary score of 0 **AND** Age **OR** Institutionalization
- 6 pts** - No vision **OR** has fallen in last 90 days **AND** has current problems with balance **OR** preliminary score of 0 **AND** age **AND** Institutionalization **OR** preliminary score of 3 **AND** Age **OR** Institutionalization
- 9 pts** - Preliminary score of 6 **AND** Institutionalization
- 18 pts** - TRIGGER: Preliminary score of 6 **AND** Age **OR** Preliminary score of 3 **AND** Age **AND** Institutionalization

Safety:

- Date of last fall
If no reported fall, this field is left blank.

- Type of Institutionalization:
There is a drop down menu with the following options:
 - None
 - DMH Psychiatric Hospital and Facilities
 - SNF (Skilled Nursing Facility)
 - ICF (Intermediate Care Facility)
 - RCF (Residential Care Facility)
 - ALF (Assisted Living Facility)
 - Mental Health Residence
 - Inpatient Substance Abuse Treatment
 - Psychiatric Hospital/Unit
 - Settings for Persons with Intellectual Disabilities

- Timeframe or Date Admitted to Institution:
If submitter indicates additional points for Institutionalization, the timeframe or date must be provided.
A response of “unknown” is **not** acceptable.

Safety:

➤ Age

The “Individual’s DoB” (Date of Birth) will auto-populate based on the information completed on the Level One Form. The “Individual’s Age” appears automatically.

➤ Points

▪ Determination of preliminary score

- ❖ Assess the individual’s vision, falls status, and current balance problems
Fall risk is not the same as having a current problem with balance.

Which point count (0-3) best portrays the individual – (do not assess age or institutionalization)?

After the preliminary score is obtained, the submitter will assess the age and institutionalization.

Example #1: Yesterday, an 89-year-old individual admitted to the hospital for falls. The individual fell at home and reported they have issues with balance. The individual indicated no previous institutionalization. The individual has no issues with their vision.

The individual would have a preliminary score of 6. Individual is 89-years-old (over 75) and no institutionalization.

The submitter would choose 18 points, based upon a preliminary score of 6 and Age.

Safety:

Example #2 : Yesterday, A 45-year-old individual admitted to the psychiatric hospital for Schizophrenia. The Individual has been residing at a Residential Care Facility (RCF) for 2 years. The individual has no issues with vision. The individual has had no reported falls within the past 90 days nor issues with balance. The individual's record indicates fall risk due to receiving psychotropic medication.

The individual would have a preliminary score of 0. Individual is 45-years-old (under 75) and has been institutionalized (Psychiatric Hospital and RCF).


The submitter would choose 3 points, based upon a preliminary score of 0 and Institutionalization.


Example # 3 – Using Example #2 but changing the individual's age to 76.

The individual would have a preliminary score of 0. Individual is 76-years-old (over 75) and has been institutionalized (Psychiatric Hospital and RCF).

The submitter would choose 6 points, based upon a preliminary score of 0 and Institutionalization and Age.

Section E. Referring Individual Completing Application

Section E. Referring Individual Completing Application		
First and Last Name: <input type="text"/>		Position/Title: <input type="text"/>
Name of Entity: <input type="text"/>		Type of Entity: <input type="text" value="v"/>
Telephone Number: <input type="text"/>	Ext: <input type="text"/>	Fax Number: <input type="text"/>
Email Address: <input type="text"/>		Date Referral Completed: <input type="text" value="mm-dd-yyyy"/>  M-D-Y
Complete Contact Person if Level II Screening Indicated		
Check if Same as Referring Individual <input type="checkbox"/>		
First and Last Name <input type="text" value="First and Last Name"/>	Telephone Number: <input type="text"/>	Ext: <input type="text"/>
Email: <input type="text"/>	Fax Number: <input type="text"/>	



➤ Type of Entity

There is a drop down menu with the following options:

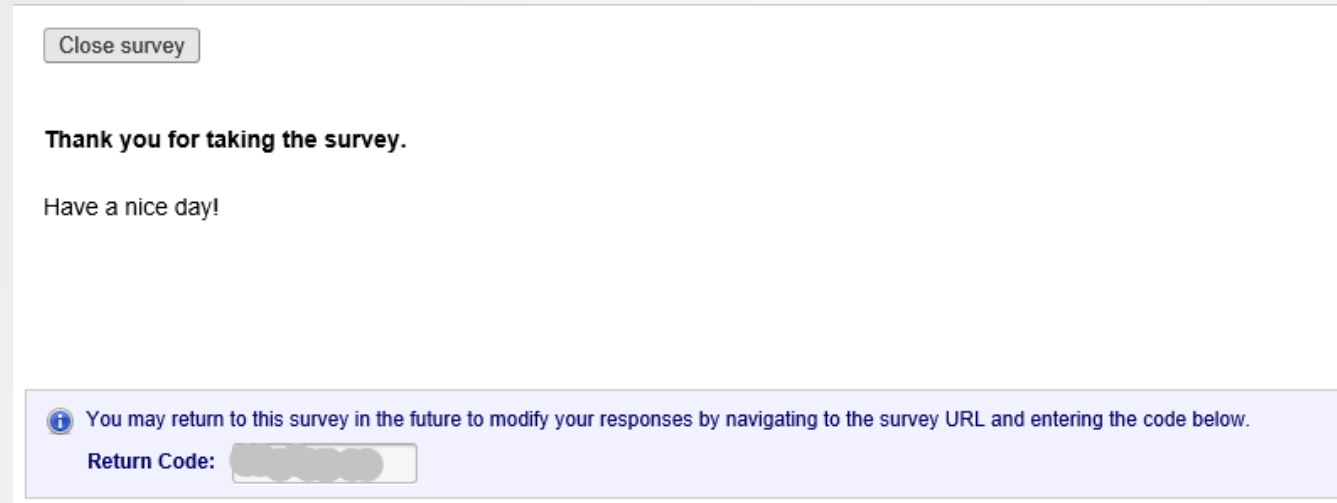
- DMH Group Home / Individualized Supported Living
- Family / Legal Guardian
- Hospital (Medical Unit)
- Hospital (Psychiatric Unit)
- Intermediate Care Facility (ICF)
- Skilled Nursing Facility (SNF)
- Residential Care Facility (RCF)
- Assisted Living Facility (ALF)
- DMH Psychiatric Hospital and Facilities
- Other
- ICF-IID (Intermediate Care Facility for Individuals with Intellectual Disabilities)

➤ Complete Contact Person if Level II Screening Indicated

If the “Referring Individual Completing Application” and “Contact Person” for the Level II Screening are the same, mark the box and the contact person information will disappear.

Submitting the Application to COMRU

Central Office Use Only (DRL/COMRU)	
<p>Client: _____</p> <p><u>Level of Care Determination by DRL Central Office (COMRU)</u></p> <p>Application Submitted to COMRU: _____</p> <p>Application Accepted: _____ Correction: _____</p> <p>Meets level of care: _____</p> <p>Application Type: _____</p>	<p>Point Count</p> <p>There is a mandated 18 point count for SNF placement</p> <p><input type="checkbox"/> DHSS COMRU</p> <p><input type="checkbox"/> Submitter</p> <p>Signature: _____</p> <p>Date: _____</p>
<p>If Level 2 indicated above:</p> <p>Special Admissions Category: _____ Valid: _____</p> <p>Date Referred to DMH for Level 2 Screening: _____</p> <p>Date Due from DMH: _____</p>	<p>DHSS Determination: _____</p>
<p><u>Level 2 Determination (DMH)</u></p> <p>Mental Illness: _____</p> <p>Intellectual Disability: _____</p> <p>Previous Level 2 Determination: _____</p> <p>Previous Level 2 Screening: _____</p> <p>Application Status: _____</p>	<p><u>Bock Associates</u></p> <p>Level 2 Evaluation</p> <p>_____</p> <p>Level 2 Determination</p> <p>_____</p>
<p>Submit - Ready for Processing by COMRU</p> <p>Save & Return Later</p>	



Close survey

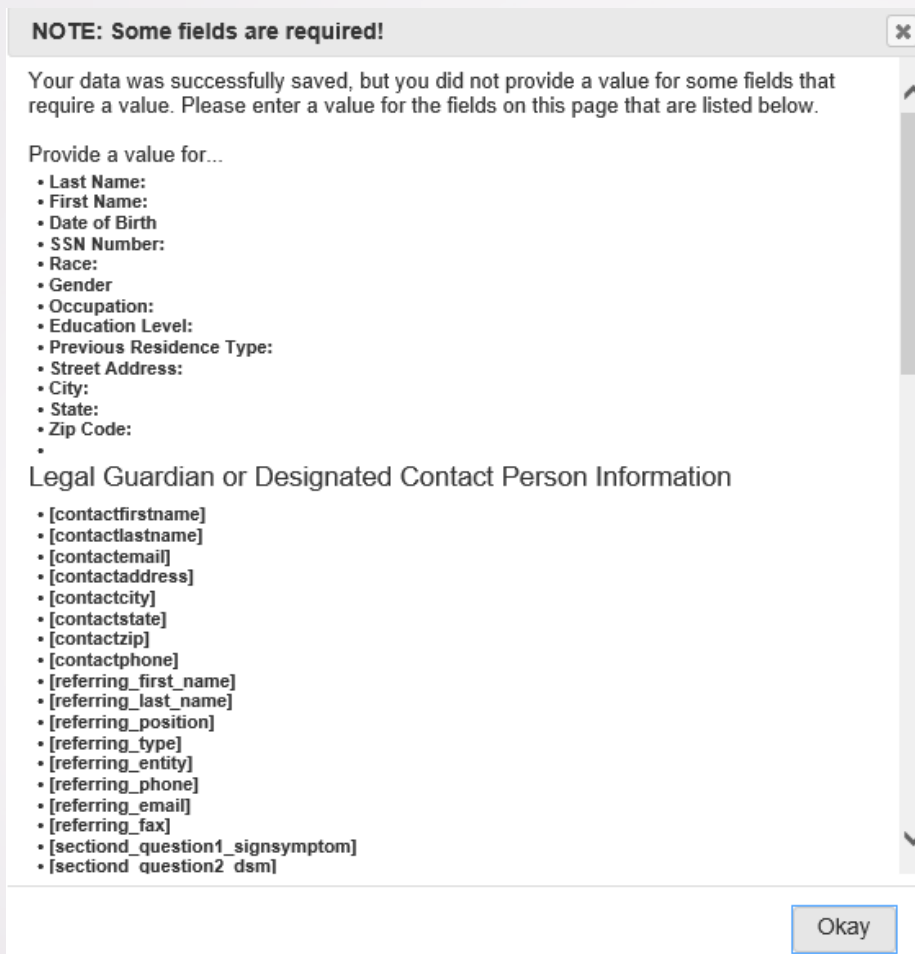
Thank you for taking the survey.

Have a nice day!

i You may return to this survey in the future to modify your responses by navigating to the survey URL and entering the code below.

Return Code:

- The “Save and Return Later” button will allow the submitter to complete the application at different times.
- When the application is completed and ready to be processed by COMRU, the submitter will click “Submit.”
- The submitter will receive the above notification when the application is submitted to COMRU for review. The submitter needs to ensure that this screen appears before exiting the application.



- The submitter must ensure all required fields are answered. If the application is not complete, the submitter will receive an error message with the list of missing information.
- The missing information **does not** highlight in the application.
- The submitter will need to locate the section of the application that is referenced by the error message, correct it, and then click "Submit"

Central Office Use Only (DRL/COMRU)

- The submitter can return to the application to check the status and see if it has been processed.

Important: If the application is already submitted and the submitter is checking status,

Do Not click the “Submit” or “Save and Return Later” buttons.

Close the application by clicking on the red “X” in the upper right hand corner

- The submitter must print the assessment.
- The assessment can also be saved to the submitter’s computer depending on their program.

Central Office Use Only (DRL/COMRU)

Central Office Use Only (DRL/COMRU)	
<p>Client: _____</p> <p>Level of Care Determination by DRL Central Office (COMRU)</p> <p>Application Submitted to COMRU: _____</p> <p>Application Accepted: _____ Correction: _____</p> <p>Meets level of care: _____</p> <p>Application Type: _____</p>	<p>Point Count</p> <p>There is a mandated 18 point count for SNF placement</p> <p><input type="checkbox"/> DHSS COMRU</p> <p><input type="checkbox"/> Submitter</p> <p>Signature: _____</p> <p>Date: _____</p>
<p>If Level 2 indicated above:</p> <p>Special Admissions Category: _____ Valid: _____</p> <p>Date Referred to DMH for Level 2 Screening: _____</p> <p>Date Due from DMH: _____</p>	<p>DHSS Determination: _____</p>
<p>Level 2 Determination (DMH)</p> <p>Mental Illness: _____</p> <p>Intellectual Disability: _____</p> <p>Previous Level 2 Determination: _____</p> <p>Previous Level 2 Screening: _____</p> <p>Application Status: _____</p>	<p>Bock Associates</p> <p>Level 2 Evaluation</p> <p>_____</p> <p>Level 2 Determination</p> <p>_____</p>
<p>Submit - Ready for Processing by COMRU</p> <p>Save & Return Later</p>	

Contact Information

Ammanda Ott

Registered Nurse Specialist/Supervisor

Division of Regulation and Licensure / COMRU

Telephone: 573-522-3092 (option 4)

Email: COMRU@health.mo.gov

Webpage: <https://health.mo.gov/seniors/nursinghomes/pasrr.php>