


SAMPLE COLLECTION INSTRUCTIONS

PRIVATE DRINKING WATER for COLIFORM and E.COLI BACTERIA ANALYSIS


This sample kit and collection method is for private drinking water samples for bacterial analysis. Only samples collected in bottles supplied by the Missouri State Public Health Laboratory (MSPHL) and collected in accordance with these instructions will be accepted for testing. It is possible to unknowingly introduce bacteria to the sample if the instructions are not followed closely. **PLEASE READ THESE INSTRUCTIONS COMPLETELY BEFORE COLLECTING SAMPLES .**



Remove any screens or aeration devices that may be on your faucet.



Turn the hot water on full force and let it run for 3 minutes. Turn the hot water off and turn the cold water on and let it run for 3 minutes.



Mix 1 1/2 tsp unscented bleach with one gallon of clean water and pour it into a spray bottle. It is very important that you use these exact measurements.



Spray inside and outside of faucet with bleach-water solution and allow it to sit for up to 15 minutes.



Let the cold water run again for 3 minutes. Turn the water down to a slow flow to prevent splashing while you fill the bottle.



Remove the plastic seal from the bottle.




Do not rinse the bottle. Inside is a powder needed for the sample testing.



Remove the lid by holding the top. Be careful not to touch the inside of the cap or bottle.




Hold the bottom of the bottle while you fill it to avoid water hitting your hands and then entering the bottle.



Fill the bottle to at least the 100mL line but not above the 120 mL line. Pour out any excess water.



Replace the lid and tighten to ensure it is not cross threaded or uneven.



Samples must be received by the MSPHL within 48 hours of the date and time of collection. Be sure to include \$10.00 payment with check or money order made out to DHSS. Cash not accepted.

Samples will not be tested if: payment is not included, date and/or time is missing or post dated, bottle is not filled between the 100ml and 120ml lines, incomplete form received/no form received, non-standard sample container, frozen sample, excess chlorine or transit time exceeded.

Shipping Instructions

Samples must be received by the laboratory and tested within 48 hours of the date and time of collection. The MSPHL recommends you use the free DHSS contract courier for overnight delivery to the MSPHL. This courier picks up at most local public health agency offices . For sample drop off locations and times, please go to <http://www.health.mo.gov/lab/courierservices.php> or you may call the MSPHL courier liaison at (573) 751-4830. **Samples should not be en route to the laboratory over a weekend or state holiday.** Be sure to overnight your sample if using a commercial carrier.

Possible Laboratory Results

The MSPHL report will have Total Coliform Bacteria and E. coli listed as either absent or present.

If both results are absent, no further action is recommended.

If only Total Coliform is present, MDHSS recommends collecting a second sample to ensure the test is a true representation of your water quality before taking further action. If the second Total Coliform sample is present, follow the MDHSS well disinfection instructions. Disinfection instructions can be found at www.health.mo.gov/private-drinking-water under the Bacteriological Testing tab.

If E.coli is present, MDHSS recommends disinfecting your well. Disinfection instructions can be found at www.health.mo.gov/private-drinking-water under the Bacteriological Testing tab. MDHSS also recommends an additional bacteria test to ensure that the disinfection was successful.

If E.coli Results are Reported Present

Discontinue use of the water supply for drinking and culinary purposes including any ice made with the untreated water until your well is properly disinfected. Perform immediate disinfection for all water used for drinking or culinary purposes by boiling vigorously for one (1) full minute before use; or add two(2) drops (double the amount for cloudy or colored water) of regular household chlorine bleach (5.25 percent or higher chlorine) to each quart of water used. Mix thoroughly and allow to stand for 30 minutes before use.

Additional Tips

To maintain a bacteria free well, it is important to keep your well head sealed and clear of insects, surface water, and any possible debris. Check for and correct any aboveground structural defects of the well head that would allow surface water to enter the supply, such as defective seals or covers, damaged or cracked parts, surface drainage toward the well, etc.

For more information about submitted private water samples, contact the MSPHL at the following:

**101 N. Chestnut
Jefferson City, MO 65101
(573) 751-3334**

For more information about private water supplies, contact your local county health department's Environmental Public Health Specialist or the Missouri Department of Health and Senior Services at the following:

**Missouri Department of Health and Senior Services
Bureau of Environmental Epidemiology
930 Wildwood Drive
P.O. Box 570
Jefferson City, MO 65109
(573) 751-6102
www.health.mo.gov**