

VACCINES FOR CHILDREN PROGRAM

Vaccine Freezer Setup

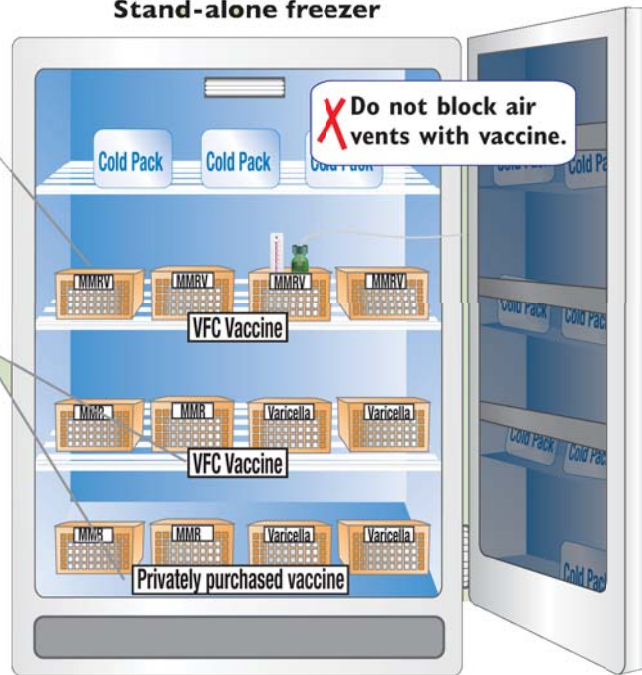
Storing Vaccines

Carefully organizing vaccines in a freezer helps protect vaccine and facilitates vaccine inventory management. Freeze MMR, MMRV, Varicella and Zoster vaccines.

Stand-alone freezer

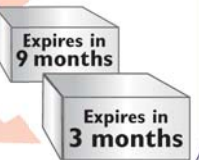
✓ Place vaccine in breathable plastic mesh baskets and clearly label baskets by type of vaccine.

✓ Separate the VFC vaccine supply from privately purchased vaccine.



✓ Keep vaccines with shorter expiration dates to front of shelf.

If you have vaccine that will expire in 3 months or less that you will not be able to use, notify the VFC Program.



✓ Keep temperatures 5°F or colder.

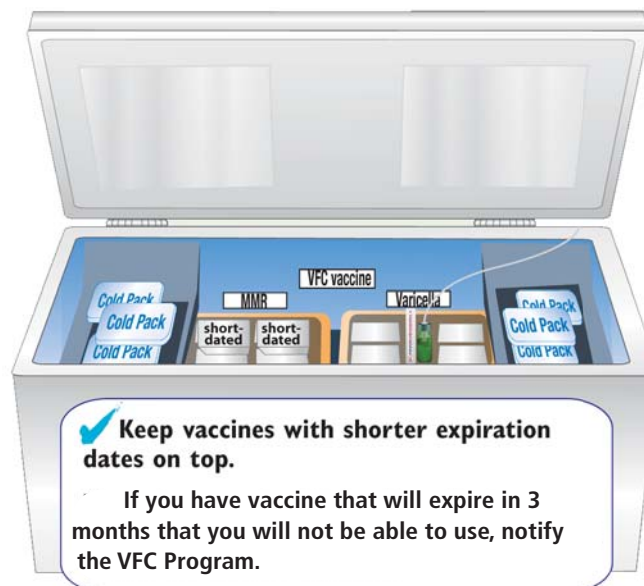
Aim for 0°F and below

Colder is better.



If you have any problems with your freezer, keep the freezer door shut and notify the Missouri Vaccines for Children Program at 1.800.219.3224.

Chest freezer



✓ Keep vaccines with shorter expiration dates on top.

If you have vaccine that will expire in 3 months that you will not be able to use, notify the VFC Program.