

# Missouri RHC Performance Improvement Network

POND<sup>®</sup> Benchmarking System Kickoff Webinar  
November 10, 2020

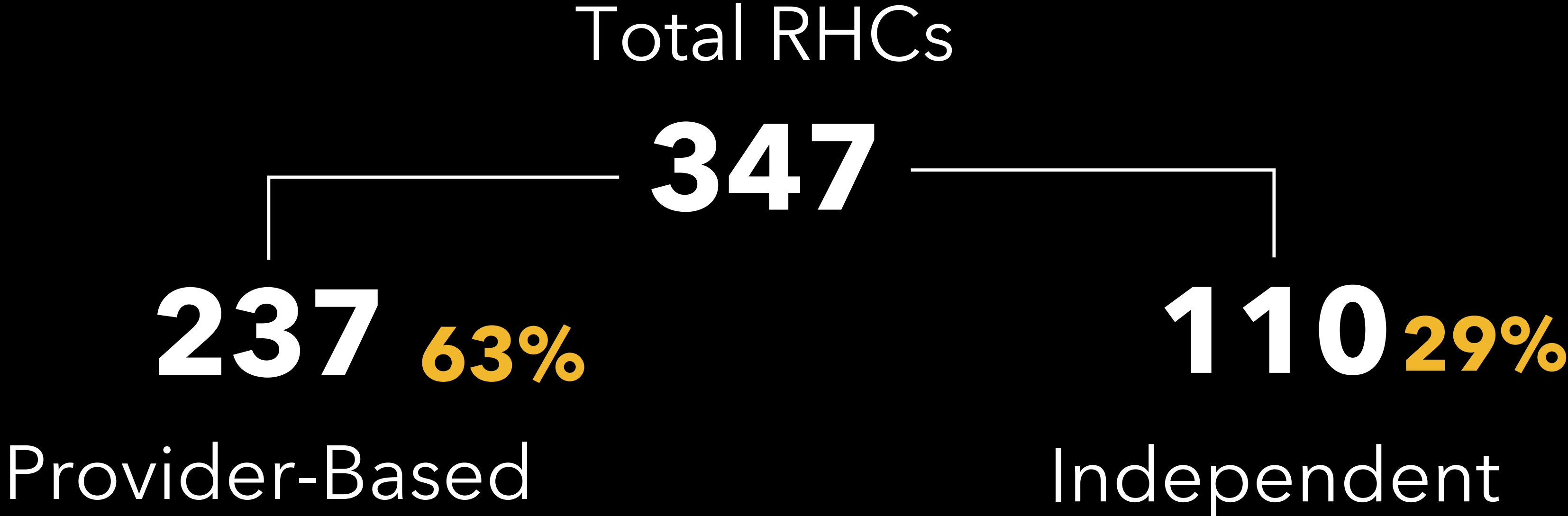


# Missouri Office of Rural Health

This project is supported by the Health Resources and Services Administration (HRSA) of the U.S. Department of Health and Human Services (HHS) as part of a financial assistance award totaling \$205,000 (25 percent) funded by HRSA/HHS and \$615,000 (75 percentage) funded by nongovernment sources through an award with the Missouri Department of Health and Senior Services, Office of Rural Health and Primary Care (DHSS, ORHPC). The contents are those of the author(s) and do not necessarily represent the official views of, nor an endorsement, by HRSA/HHS, or the U.S. Government.

# 2019 Missouri RHCs

## RHC Counts



# 2019 Missouri RHCs


## Statewide Medicare Reimbursement

Medicare Costs	<b>\$117,292,637</b>
Medicare Reimbursement	<b>\$94,125,983</b>
<hr/>	
(Loss) / Gain	<b>(\$23,166,654)</b>



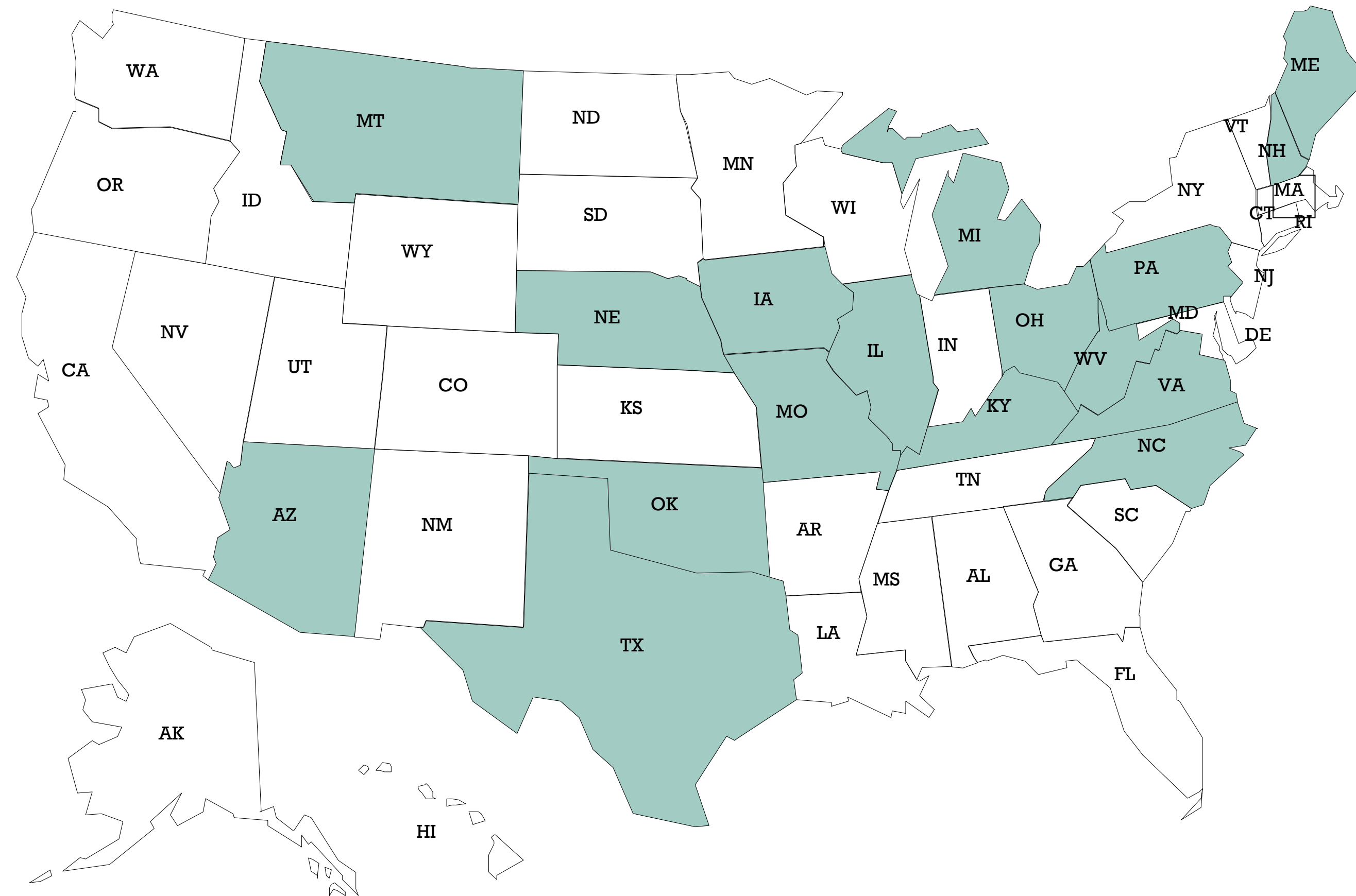
**POND<sup>®</sup>**

Practice Operations National Database



Lilypad partners with the **National Organization of State Offices of Rural Health**, individual State Offices of Rural Health and national rural researchers to offer this unique performance improvement program.

# Our Current States

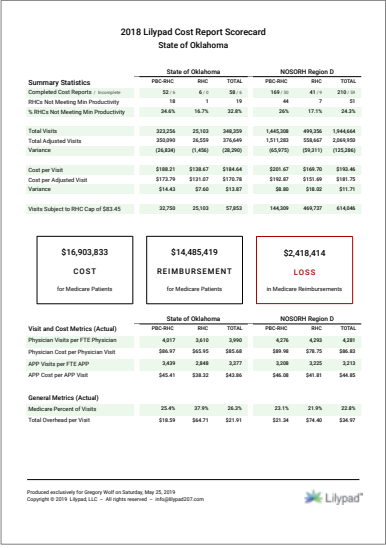


# Information

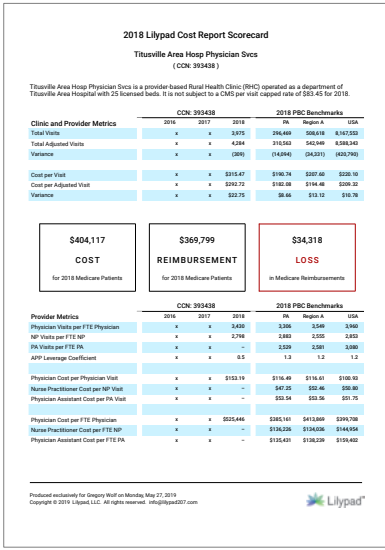
## Cost Report Scorecards

## POND Analytics

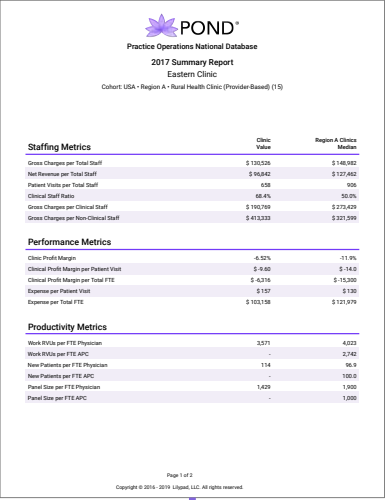
### State Scorecards



### Clinic Scorecards



### Clinic Scorecard




### Interactive Tools



To gain access to these reports and tools the required data must be entered into the POND web application




# POND Tutorial



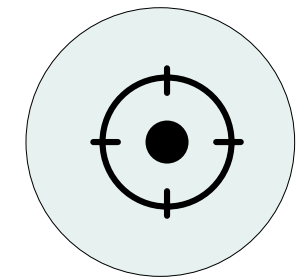
<https://vimeo.com/466246995/0ebde8b506>

# Rural Primary Care Practice Checklist

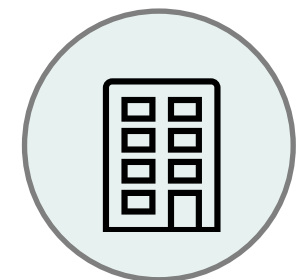
# 10-Point Checkup



Cost Report Consolidation



Productivity Standards




Optimal Hospital Linkage



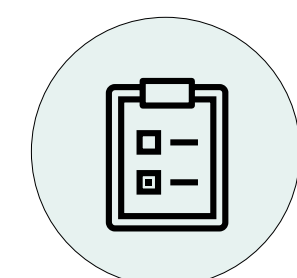
340B Optimization




Specialty Care Integration




Patient Panel Development



HCC Education and Monitoring




CCM, TCM and BHI Implementation



Contracts and Compliance



Quality Measurement/Benchmarks

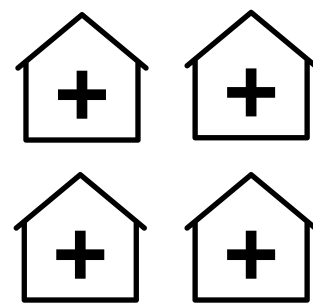


# Cost Report Consolidation

Hospitals have an option to “consolidate” statistics for rural health clinics on their Medicare cost report submissions.

## Sample A

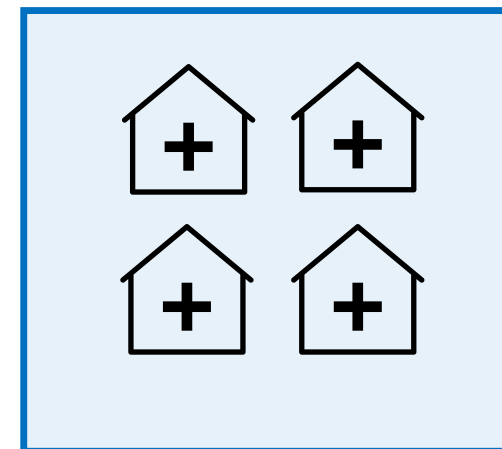
4 clinics, **NO** consolidation



**4** Schedule M

## Sample B

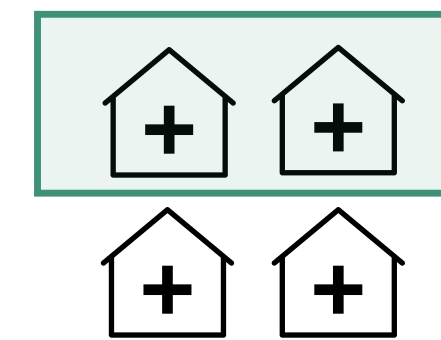
4 clinics, **FULL** consolidation



**1** Schedule M

## Sample C

4 clinics, **PARTIAL** consolidation



**2** Schedule M

**Note:** Hospitals need to indicate they will consolidate clinics prior to the start of the cost report year

**Note:** Consolidation of clinics makes financial sense approximately 90% of the time

**Note:** Hospitals can elect to consolidate all, some or none of their rural health clinics





# Consolidation Case Study

	Clinic A	Clinic B	Combined	Consolidated	Variance
Costs	\$1,440,287	\$910,724	\$2,351,011	\$2,351,011	--
Visits	8,644	4,788	13,432	11,031	(2,401)
Adjusted Cost/Visit	\$166.62	\$190.21	\$169.14	\$231.13	\$43.99
Medicare Visits	2,919	349	3,268	3,268	--
<b>Reimbursement</b>	<b>\$486,372</b>	<b>\$66,383</b>	<b>\$522,755</b>	<b>\$696,501</b>	<b>\$143,746</b>

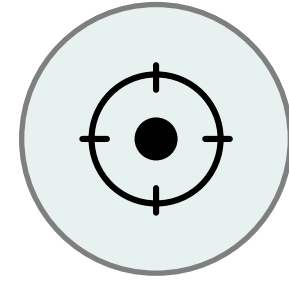


# 2019 Missouri RHCs

## Cost Report Consolidation

	Sites	Cost Reports	
Provider-Based	<b>237</b>	<b>169</b>	<b>71%</b>
Independent	<b>110</b>	<b>70</b>	<b>64%</b>
<b>TOTAL</b>	<b>347</b>	<b>239</b>	<b>69%</b>





# Productivity Standards

CMS defines a minimum expected number of patient visits for physicians and advanced practice providers (i.e. Nurse Practitioners and Physician Assistants)

**The goal is always to maximize visit volumes**

**4,200**

Physicians

**2,100**

APPs

**Note:** Only employed providers are subject to the Minimum Productivity standards

**Note:** Contracted physician volumes are not included in the calculation

**Note:** If clinics do not meet productivity standards, the clinic does not get cost-based reimbursement



# 2019 Missouri RHCs

## Meeting Productivity Standards

Total RHC Cost Reports

**239**

Cost Reports

**169**

Meeting Standard

**101**

**60%**

Provider-Based

**70**

Cost Reports

**81%**

**57**

Meeting Standard

Independent





# Annual Work RVUs

**Physicians** (n=561) 3,276 RVUs

**APPs** (n=564) 2,338 RVUs

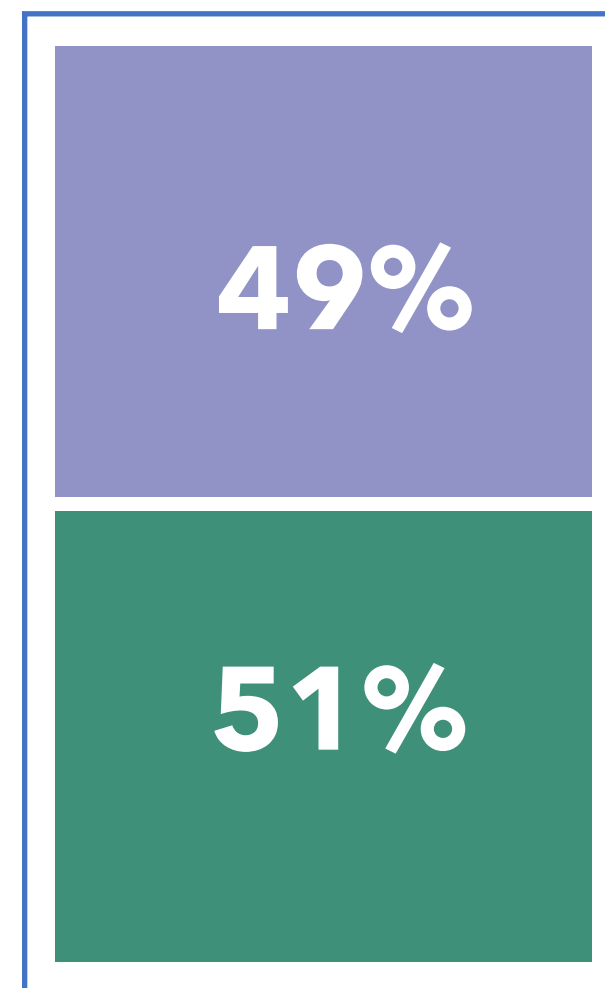


# Specialty Care Integration

Rural Health Clinics were designed to increase access to primary care in rural communities but RHCs also can offer access to specialty care

## Primary Care

At least 50% of all services rendered in the RHC need to be "primary care services"

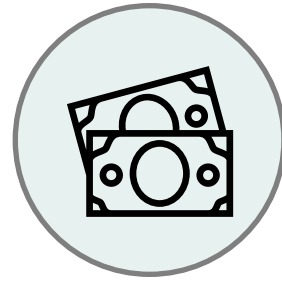


## Specialty Candidates

- General Surgery
- Orthopedics
- ENT
- GI
- Neurology

**Note:** RHCs should prioritize specialties that require clinical time to support surgical volumes





# Contracts and Compliance

Provider Compensation is critical but mistakes are common

## Inconsistency

Contracts, valuation opinions, and payroll are not standardized, documented, or executed consistently.

## Reasonableness

Desperation leads to throwing money at recruitment and retention rather than stepping back and determining what makes sense. Often opportunities for non-monetary compensation are overlooked.

## Wrong People

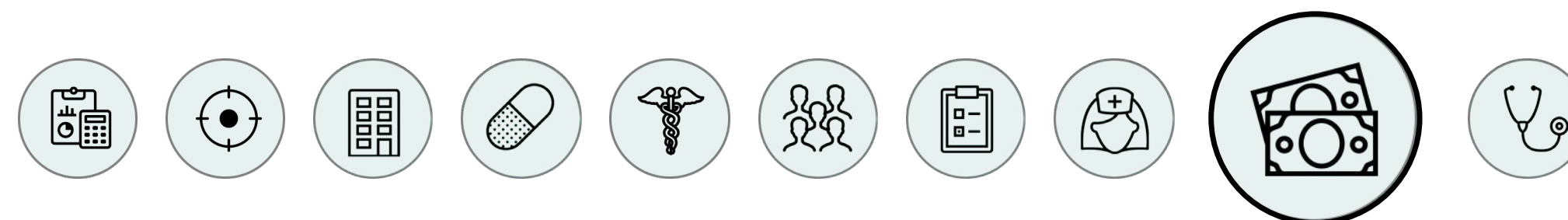
Organizations take a top down approach with compensation and do not involve the practice administrator or the physicians.

## Benchmarks

Hospitals assume MGMA (or POND) median will protect them from a compliance standpoint - it won't. The OIG has consistently come out saying surveys are not the final word on Fair Market Value.

## Monitoring

When compensation requires supervision, minimum clinical hours, or administrative duties, monitoring of scheduling and documentation is critical.



# Annual Compensation (per FTE)

	Base Salary	Variable
<b>Physicians</b>	\$165,000 (n=285)	\$75,000 (n=184)
<b>APPs</b>	\$85,000 (n=292)	\$35,000 (n=143)

# Next Steps for Missouri RHCs

Let's Build the Database!

- Enroll in POND
- Complete the Telemedicine survey
- Enter data into POND
- Generate reports and benchmarks
- Stay tuned for additional TA and programming



# Lilypad<sup>®</sup> and POND<sup>®</sup>

Gregory Wolf  
[gwolf@lilypad207.com](mailto:gwolf@lilypad207.com)  
(207) 232-3733

